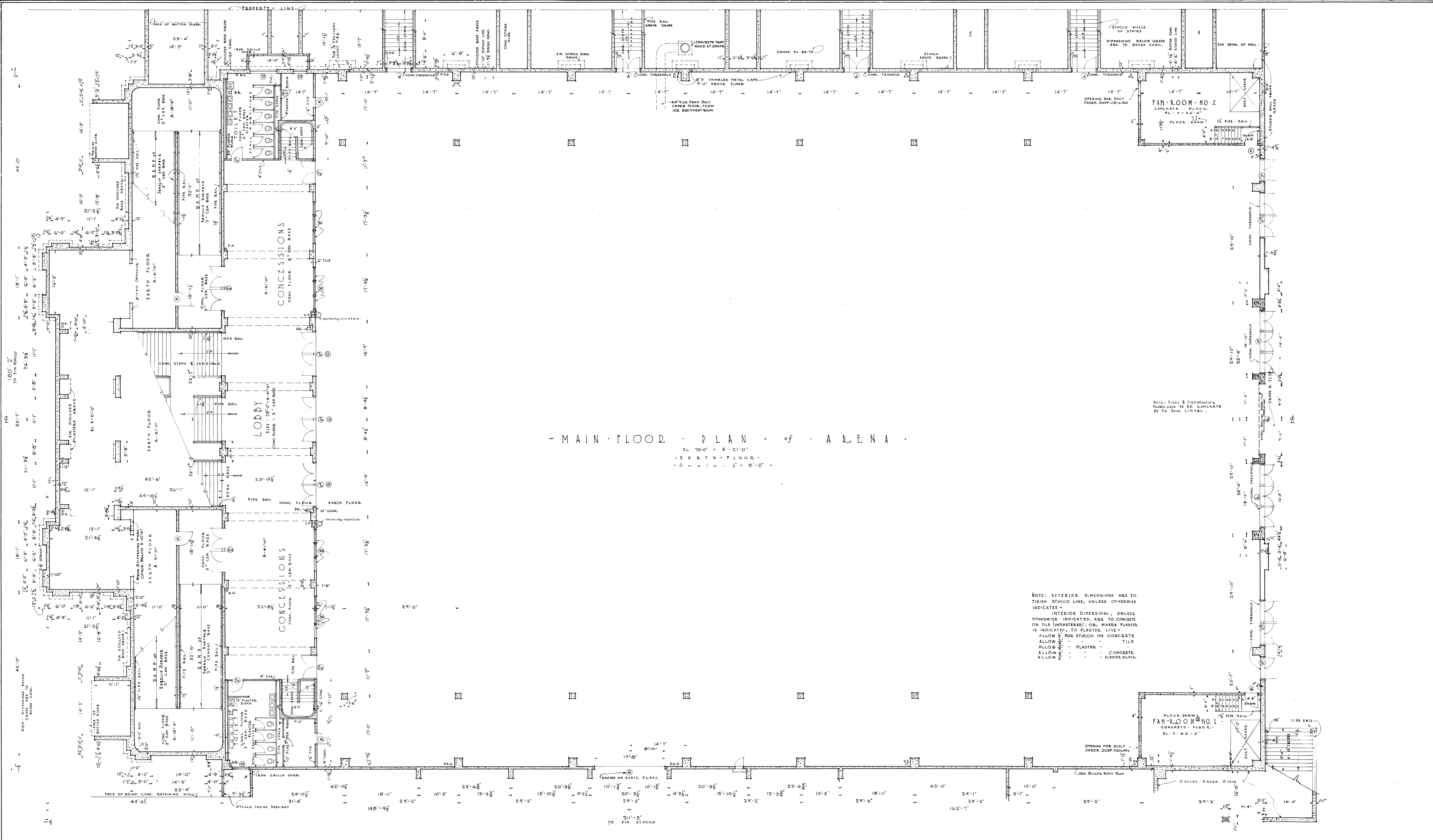


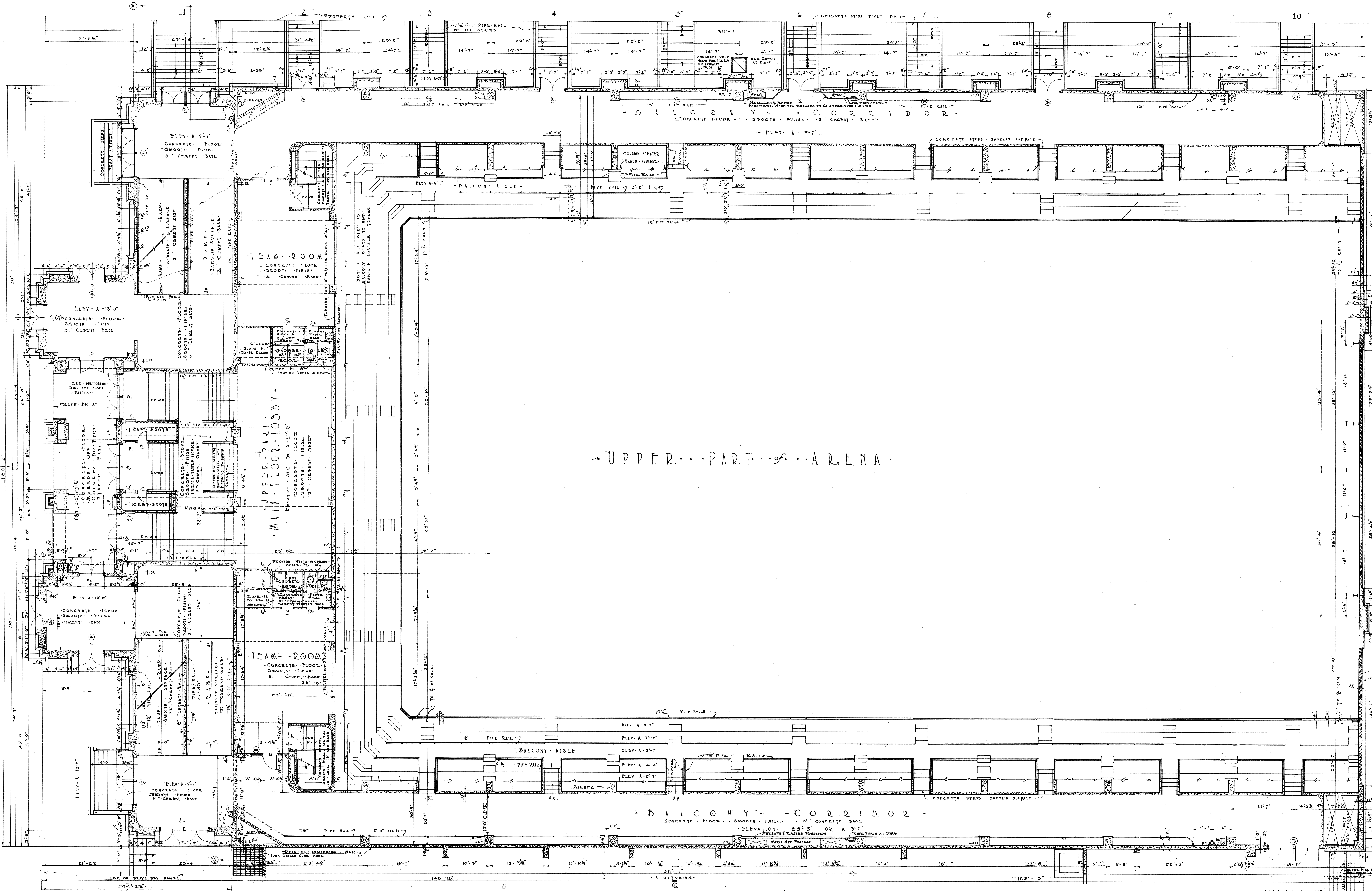
Appendix B
Plan Drawings



MAIN FLOOR PLAN of ARENA
EL. 76'-0" = A-21'-0"
EARTH FLOOR
SCALE 1" = 6'-0"

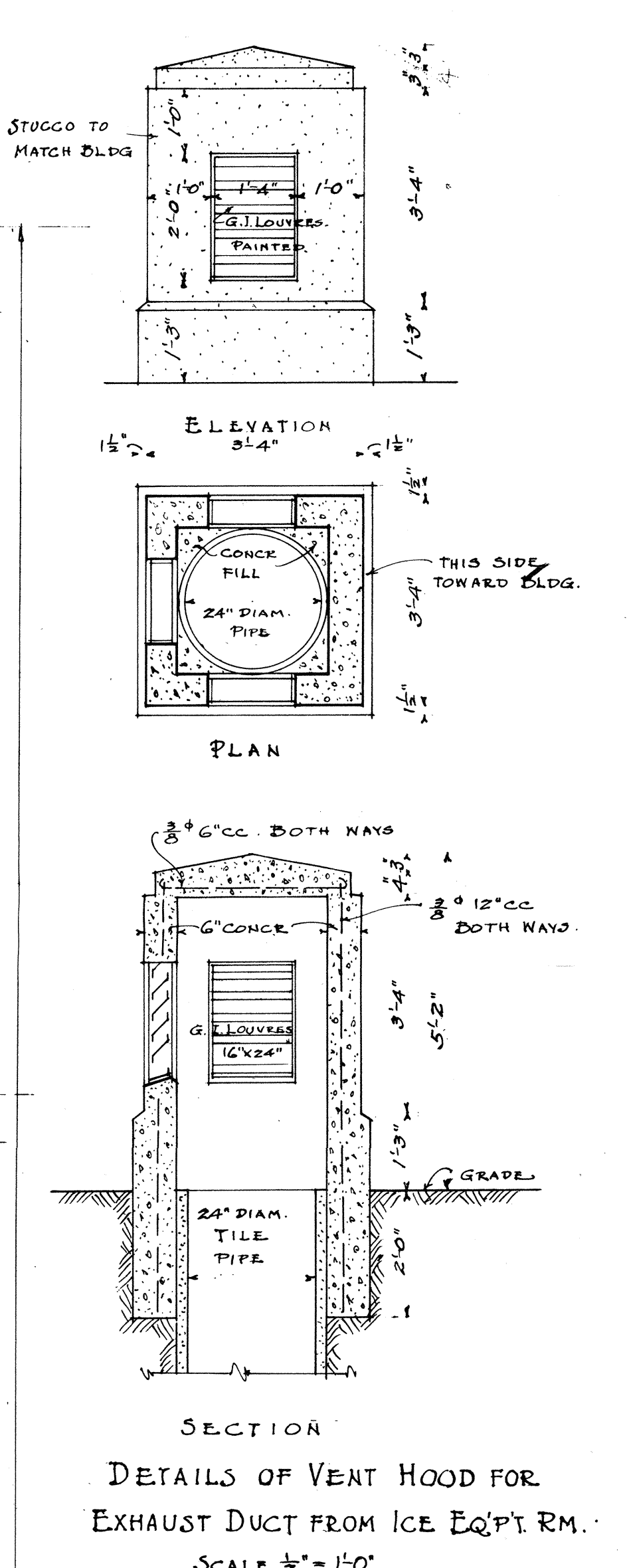
NOTE: EXTERIOR DIMENSIONS ARE TO FINISH STUCCO LINE, UNLESS OTHERWISE INDICATED.
INTERIOR DIMENSIONS, UNLESS OTHERWISE INDICATED, ARE TO CONCRETE OR TILE (UNPLASTERED); OR, WHERE PLASTER IS INDICATED, TO PLASTER LINE.
ALLOW 5/8" FOR STUCCO ON CONCRETE.
ALLOW 1/2" FOR PLASTER ON TILE.
ALLOW 1/2" FOR PLASTER ON CONCRETE.
ALLOW 1/2" FOR PLASTER ON CONCRETE.

CITY OF SEATTLE CIVIC AUDITORIUM - ARENA & RECREATION FIELD		38 ARENA MAIN FLOOR PLAN
SCH/AR	14.038 38-70	
Mercer Arena Civic Auditorium Conversion Arena Main Floor Plan		SEPT. 22 1927



- UPPER PART OF ARENA -

BALCONY CORRIDOR PLAN



SECTION
DETAILS OF VENT HOOD FOR
EXHAUST DUCT FROM ICE EQ'Y RM.
SCALE 1/2" = 1'-0"

SHEET 39
CIVIC AUDITORIUM
ARENA CORRIDOR PLAN
DATE 10-22-27

39

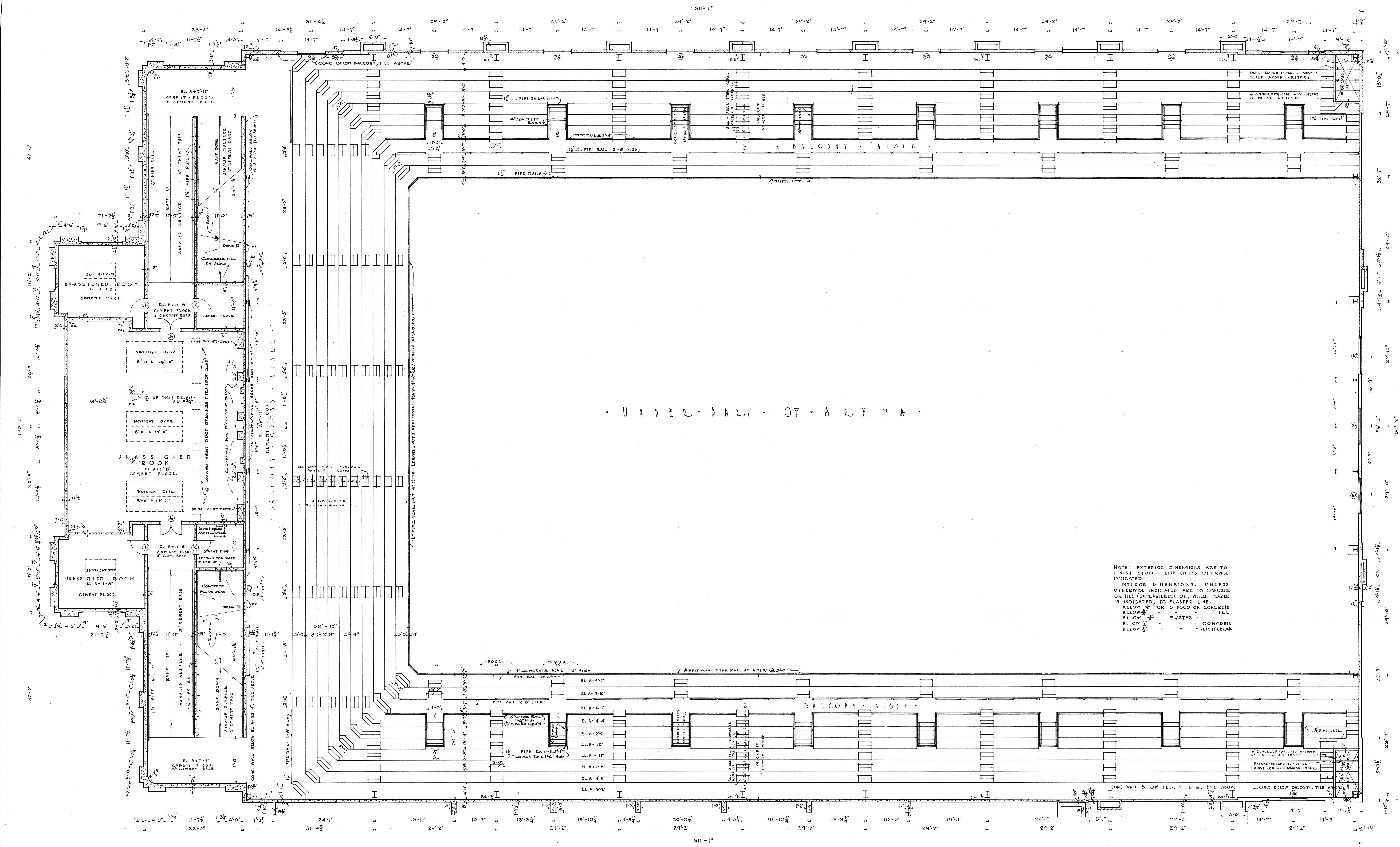
CITY OF SEATTLE - ARENA
CIVIC AUDITORIUM
CONVERSION
ARENA CORRIDOR PLAN
CHECKED BY: H. W. HARRIS
ARCHITECTS & ENGINEERS
September 22, 1927
4.087

14.039 Mercer Arena
Civic Auditorium
Conversion
Arena Corridor Plan

MICRO MASTER 4.087

UPPER PART OF ARENA

BALCONY FLOOR PLAN




NOTE: EXTERIOR DIMENSIONS ARE TO FINISH STUCCO LINE UNLESS OTHERWISE INDICATED
INTERIOR DIMENSIONS, UNLESS OTHERWISE INDICATED ARE TO CONCRETE OR TILE (UNPLASTERED) OR, WHERE PLASTER IS INDICATED, TO PLASTER LINE.
ALLOW 1/2" FOR STUCCO ON CONCRETE
ALLOW 1/2" PLASTER
ALLOW 1/2" CONCRETE
ALLOW 1/2" PLASTER

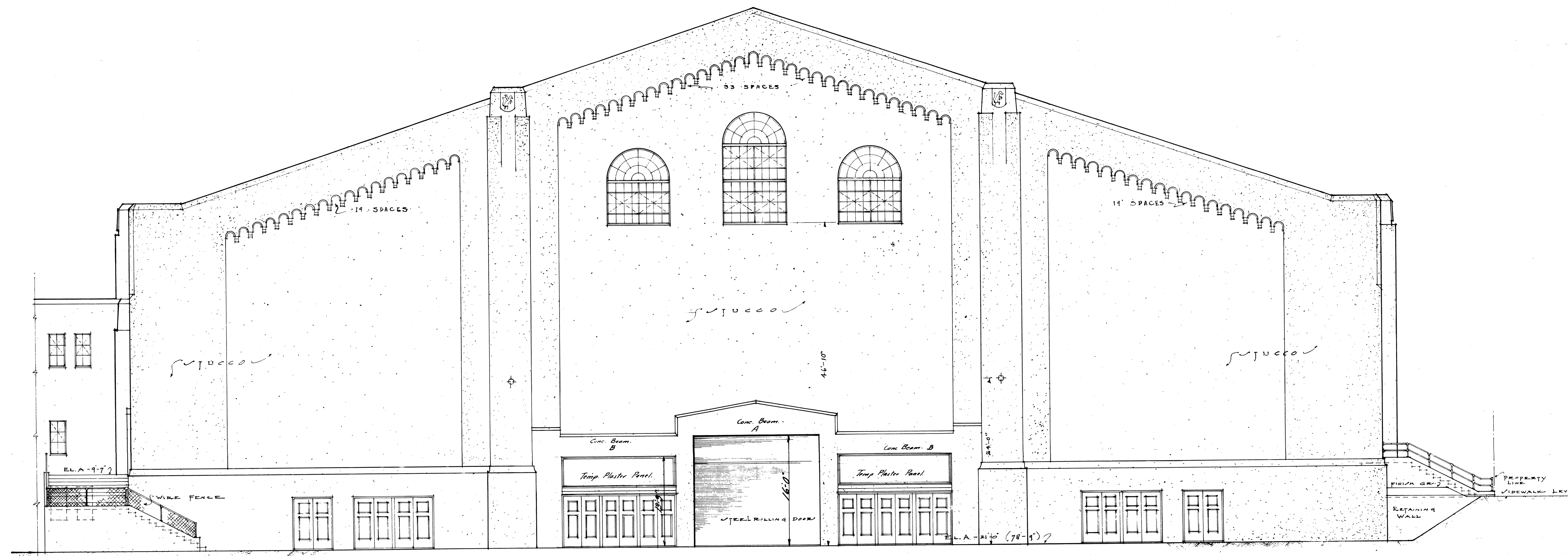
4.085
SHEET 40
MERCER ARENA
ARENA BALCONY PLAN
DATE 9/22/27

CITY OF SEATTLE
CIVIC AUDITORIUM - ARENA
& RECREATION FIELD
40 - ARENA BALCONY PLAN
SCHACK ARCHT
14.040
Mercer Arena
Civic Auditorium
Construction
Arena Balcony Plan
SEPT. 22
1927

MICRO MASTER



• FRONT • ELEVATION • ARENA •
 - SCALE 1/8" = 1'-0" -



• REAR • ELEVATION • of • ARENA •
 - SCALE 1/8" = 1'-0" -

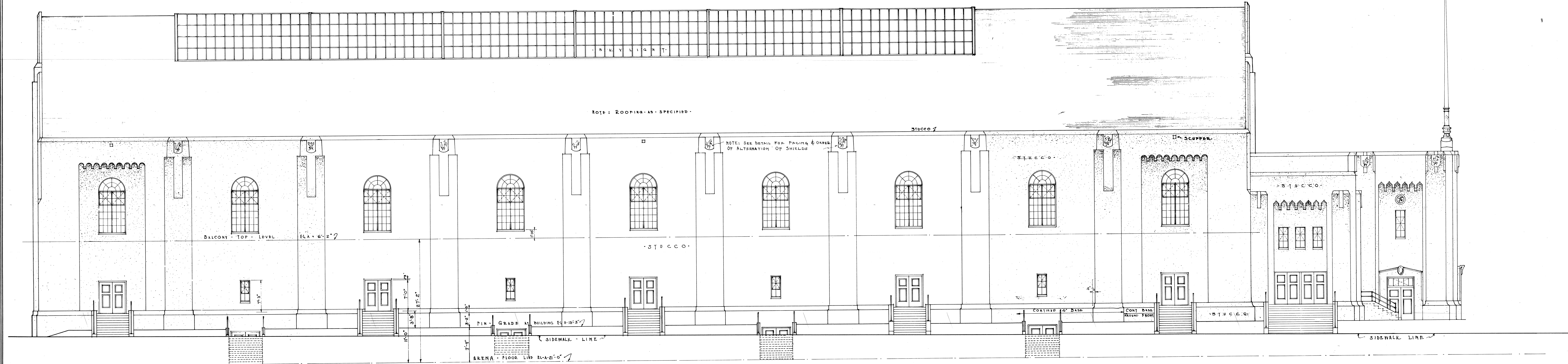
See Entrance Details
 A. 165' 35" 36" - 2' 10" 2' 3" 66" 3' 00" 10' 10" 12' 10" 15'
 B. 165' 36" - 2' 10" 2' 3" 66" 3' 00" 10' 10" 12' 10" 15'

NOTE: SEE STRUCTURAL & FOOTING PLANS FOR FOUNDATIONS

4.091
 SHEET 43
 MERCER ARENA
 ARENA FRONT ELEV. & REAR
 ELEV. 9-29-27

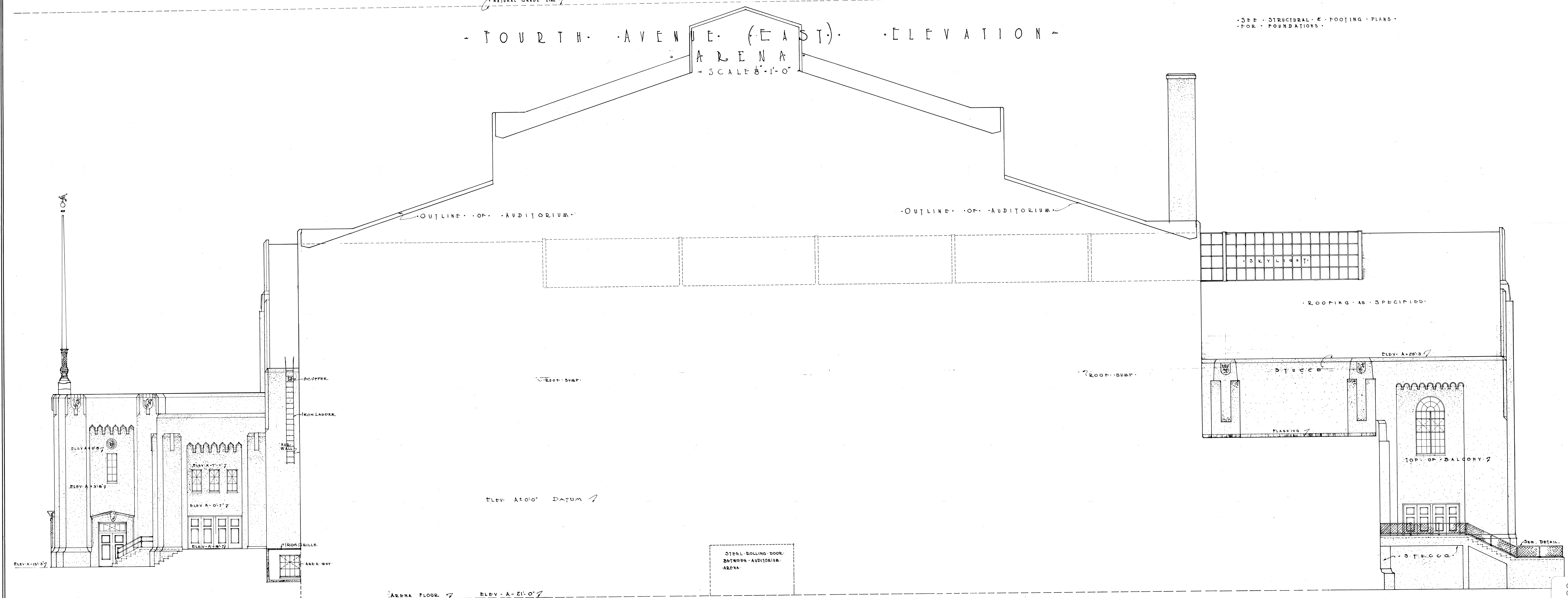
CITY OF SEATTLE CIVIC AUDITORIUM - ARENA & RECREATION FIELD		43 ARENA FRONT ELEV. (MERCER ST.) & REAR ELEV.
SCHACK YOUNG & MYERS ARCHT.		
14.043 43.70 Mercer Arena Civic Auditorium Commission Arena Front Elevation (Mercer St.) & Rear Elevations	SEPT. 22 1927	MICRO MASTER

45-100



- FOURTH AVENUE (EAST) ELEVATION -
 ARENA
 SCALE 1/8" = 1'-0"

SEE STRUCTURAL & FOOTING PLANS FOR FOUNDATIONS.



WEST ARENA ELEVATION
 SCALE 1/8" = 1'-0"

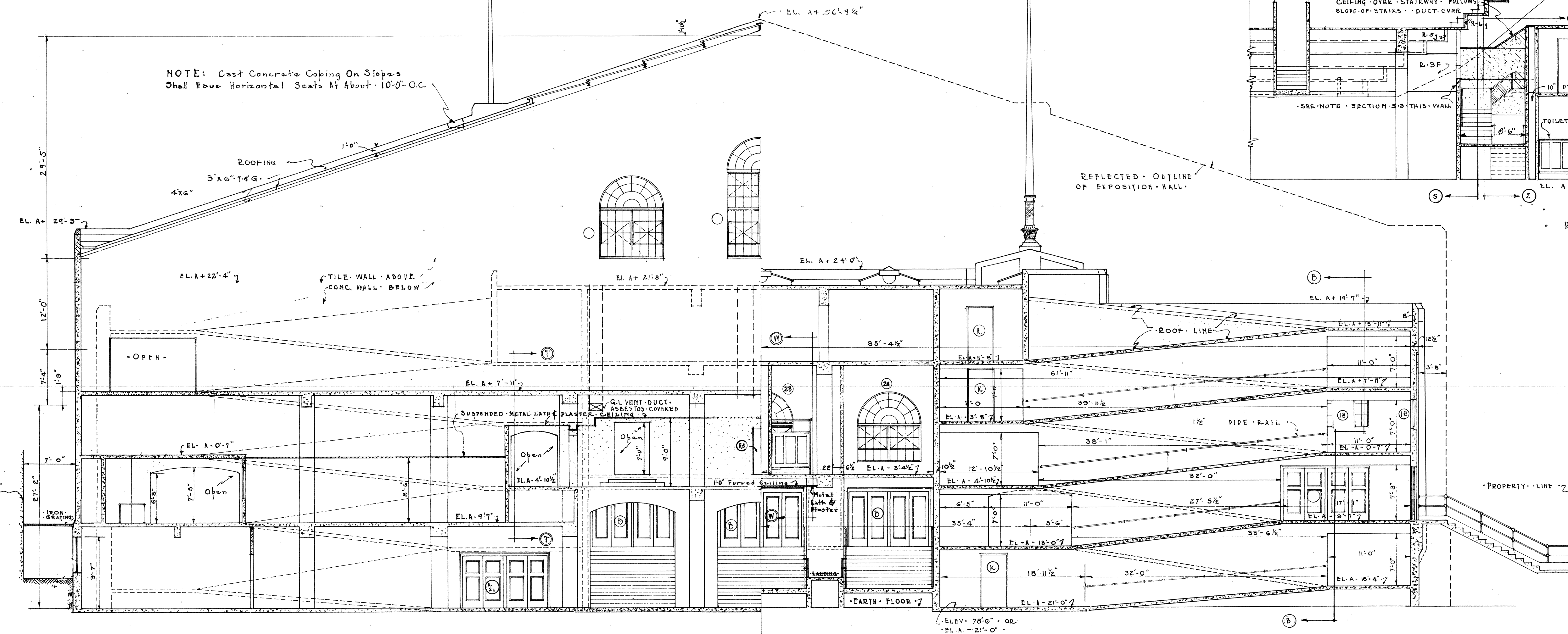
WARTLETON & NEFF
 Architects

14.044 Mercer Arena
 44.70 Civic Auditorium
 Conversion
 Arena Elevation (4th Avenue N) &
 W Elevation

CITY OF SEATTLE
 CIVIC AUDITORIUM - ARENA
 & RECREATION FIELD
 SCHACK, YOUNG & MYERS
 Architects & Engineers
 September 22, 1927

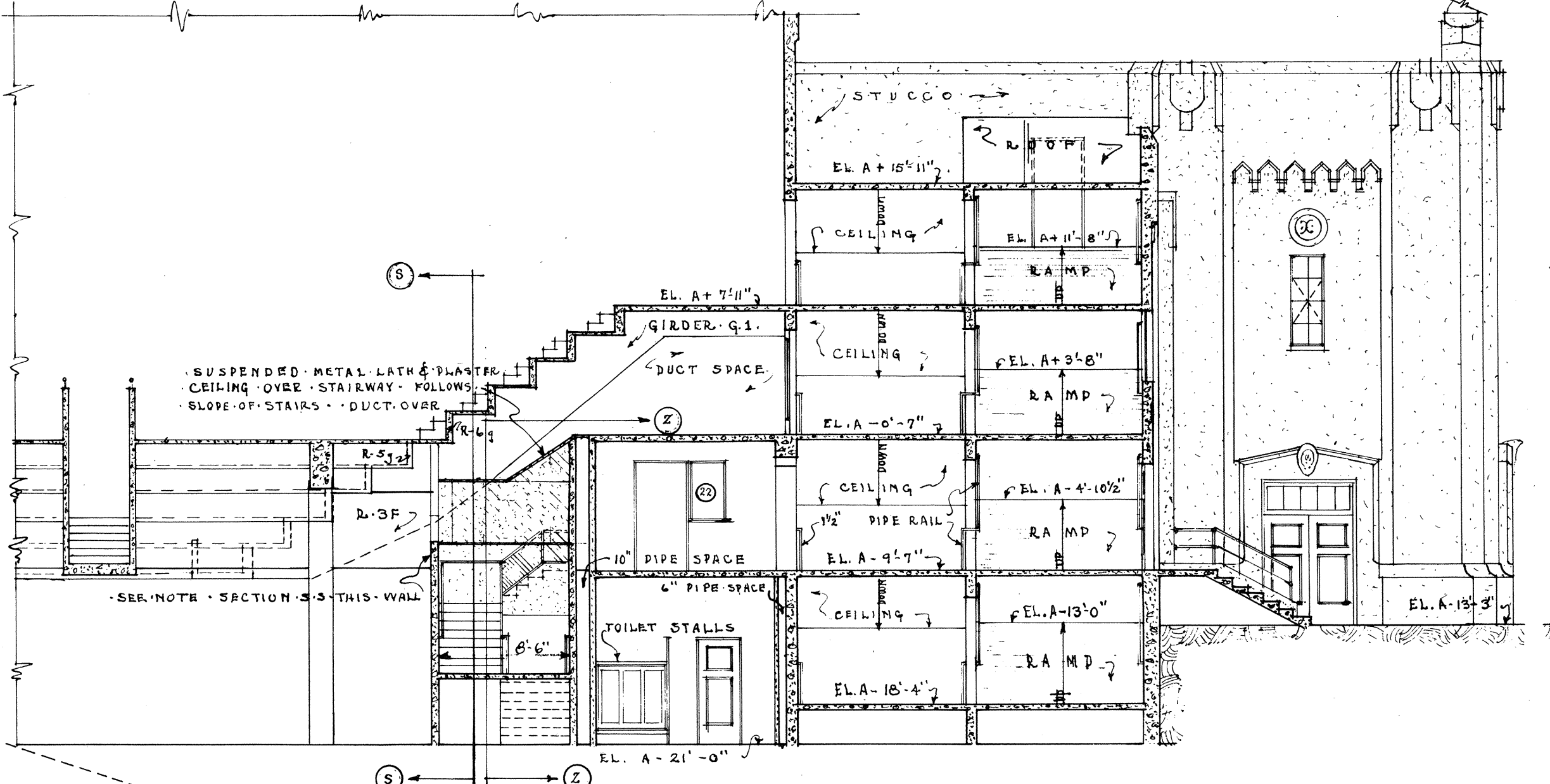
ARENA EAST
 ELEVATION
 (4th Ave N) &
 WEST ELEVATION
 4.092

4.092
 SHEET 44
 CIVIC AUDITORIUM
 ARENA EAST ELEV. & WEST
 ELEVATION
 DATE 9/22/27

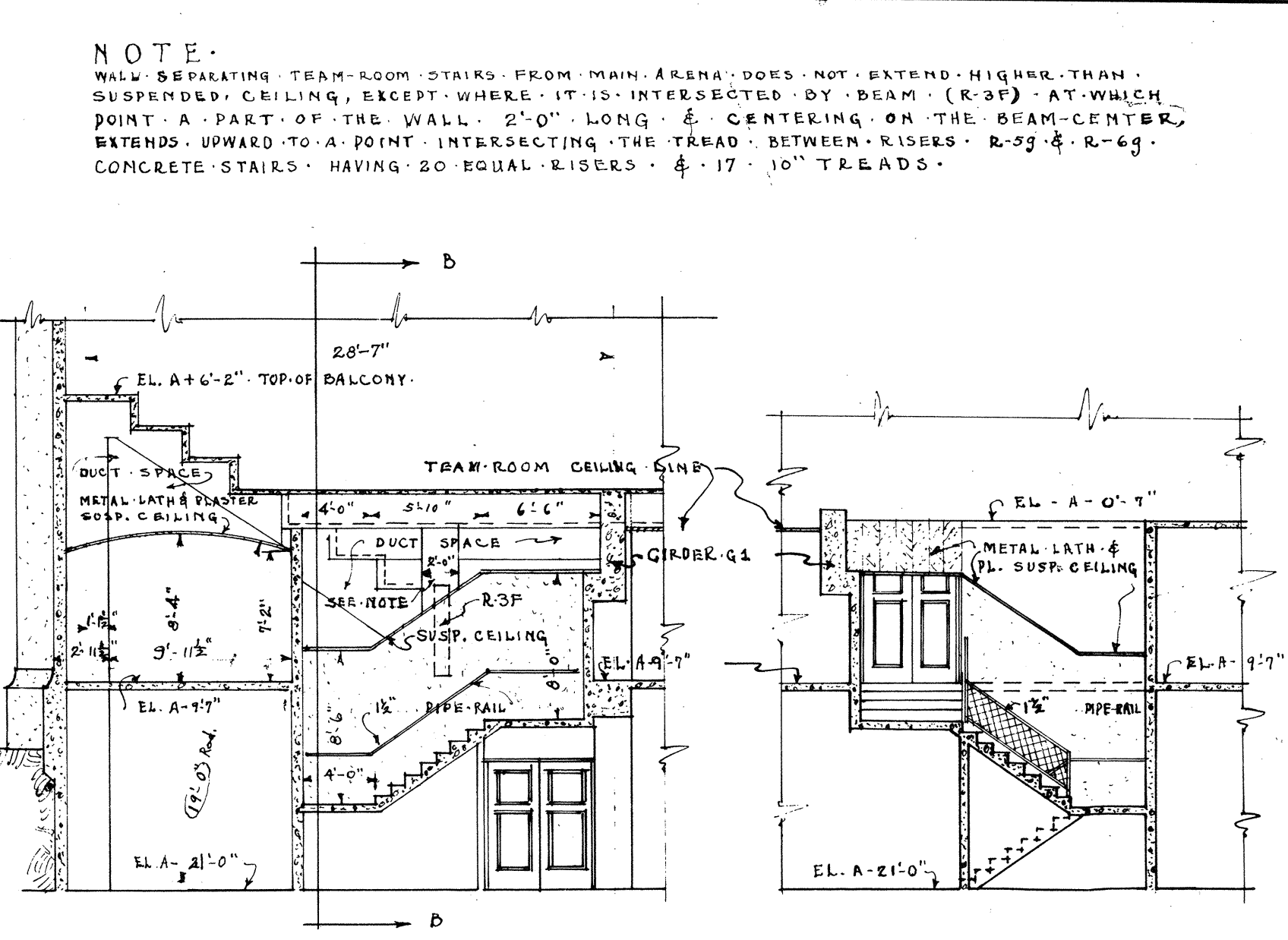


SECTION A-A
ARENA
SCALE: 1" = 5'-0"

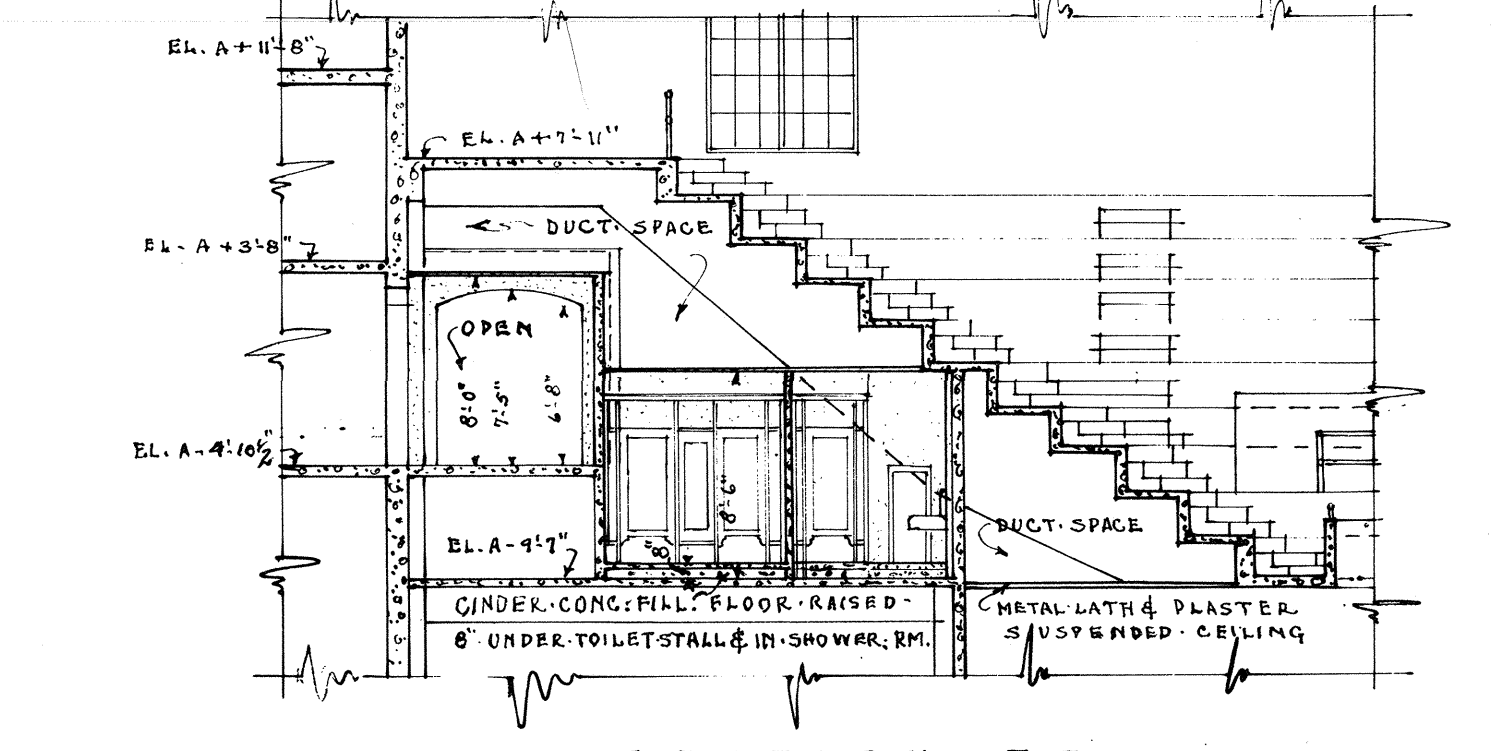
FOR FOOTINGS - SEE STRUCTURAL & FOUNDATION PLANS



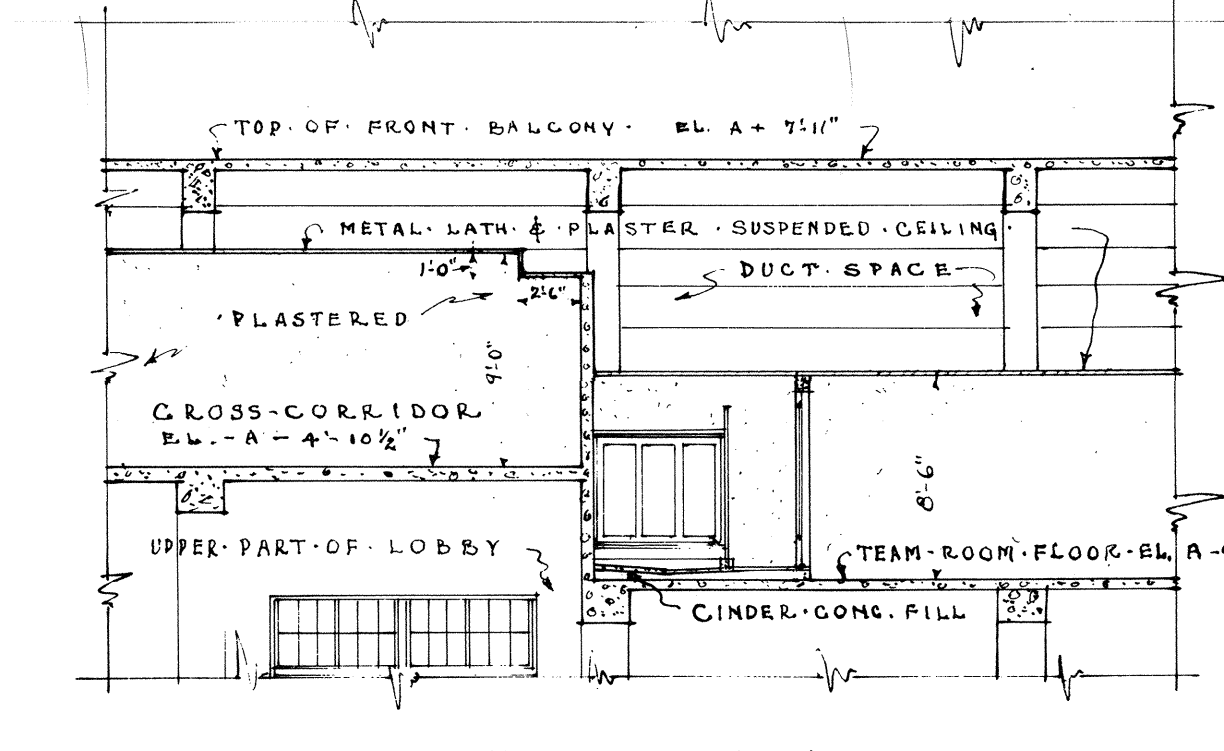
SECTION B-B
RAMPS & TEAM-ROOM STAIRS
SCALE: 1" = 6'-0"



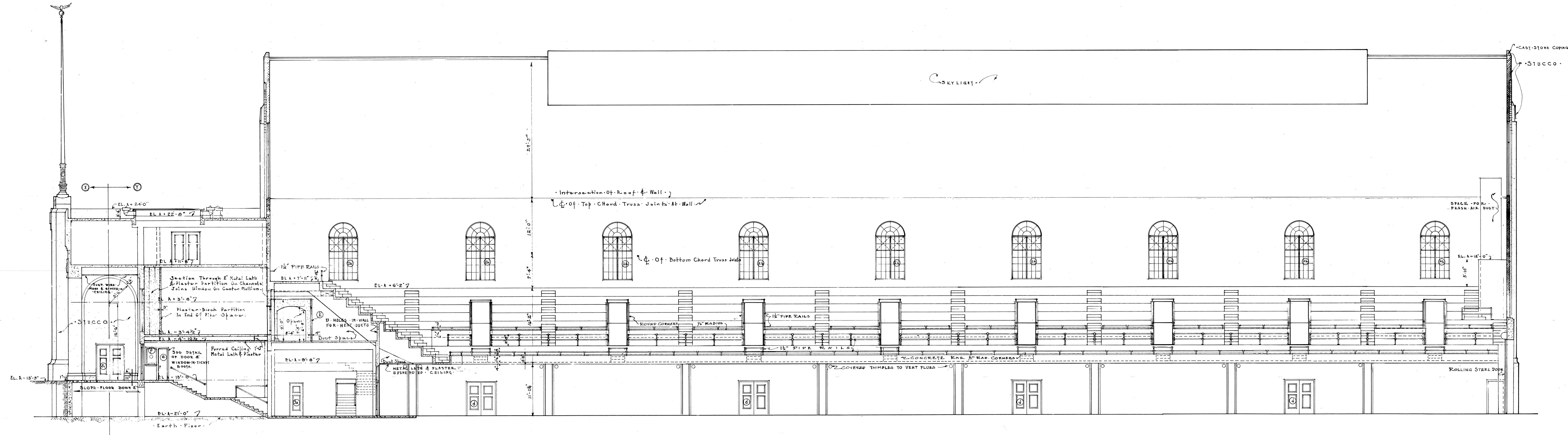
SECTION C-C
TEAM-ROOM STAIRS
SCALE: 1" = 6'-0"



SECTION T-T
TEAM-ROOM TOILETS
SCALE: 1" = 6'-0"



SECTION R-R
TEAM-ROOM SHOWER - PART OF TEAM-ROOM & CROSS-CORRIDOR
SCALE: 1" = 6'-0"



LONGITUDINAL SECTION THROUGH ARENA

SEE STRUCTURAL & FOOTING PLANS FOR FOUNDATIONS

NOTE: WALL SEPARATING TEAM-ROOM STAIRS FROM MAIN ARENA DOES NOT EXTEND HIGHER THAN SUSPENDED CEILING, EXCEPT WHERE IT IS INTERSECTED BY BEAM (R-2) AT WHICH POINT A PART OF THIS WALL IS 2'-0" LONG & CENTERING ON THE BEAM CENTER. EXTENDS UPWARD TO A POINT INTERSECTING THE TRUSS BETWEEN RISES R-22 & R-23. CONCRETE STAIRS HAVING 20 EQUAL RISES 4'-17" 10" TREADS.

DISCLAIMER
4-28-95
Current Date
DRAWING NEEDS TO BE FIELD VERIFIED.
Seattle Center Project Management

CITY OF SEATTLE
CIVIC AUDITORIUM - ARENA & RECREATION FIELD
SCHACK, YOUNG & MYERS
Architects & Engineers
14.045 Mercer Arena
Civic Auditorium
Conversion
Arena Longitudinal & Cross Sections
September 22, 1927
4.093

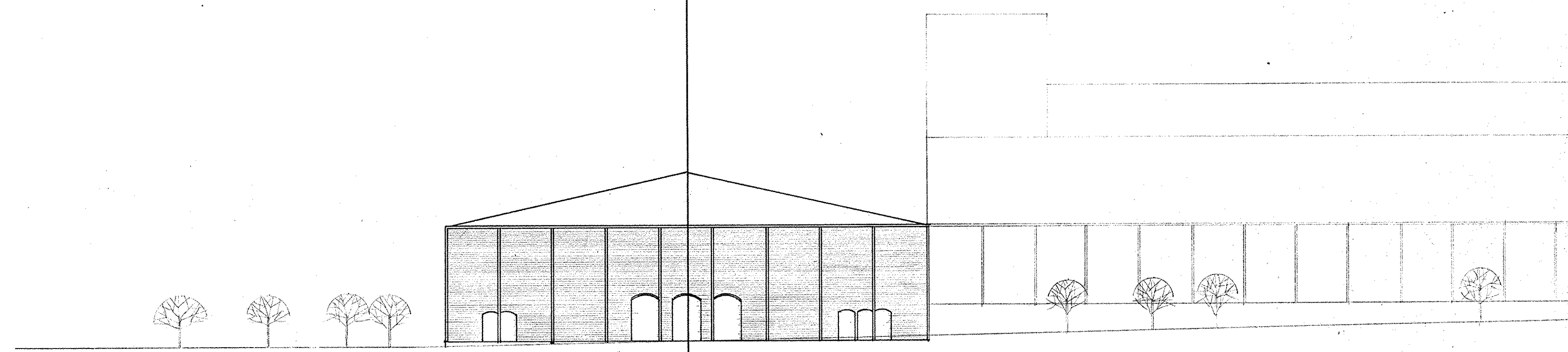
14.045
SHEET 45
CIVIC AUDITORIUM
ARENA LONGITUDINAL & CROSS SECTIONS

- KIRK, WALLACE, McKINLEY, A.I.A. and ASSOCIATES
JERRY R. GEYER
architects
- WORTHINGTON, SKILLING, HELLE, and JACKSON
structural engineers
- JAMES B. NOTKIN and ASSOCIATES
mechanical engineers
- THOMAS E. SPARLING and ASSOCIATES
electrical engineers

RENOVATIONS TO SEATTLE CENTER ARENA

CITY of SEATTLE, WASHINGTON
DEPARTMENT of PUBLIC WORKS

- **ARCHITECTURAL**
 - A-1 COVER SHEET
 - A-2 PLAN-SITE PLAN - 1"=16' - PAVING DETAILS - LANDSCAPE PLAN
 - A-3 ELEVATIONS - 1"=16'
 - A-4 PARTIAL FLOOR PLAN - 1"=8' NORTH ELEVATION - 1"=8'
 - A-5 PARTIAL ROOF PLAN - 1"=8' and DETAILS
 - A-6 WALL SECTIONS
 - A-7 WALL SECTIONS - TICKET ROOM DETAILS
 - A-8 STAIR DETAILS
 - A-9 CANOPY, SIGN and DETAILS
 - A-10 ADDITIVES
- **STRUCTURAL**
 - S-1 PARTIAL FOUNDATION and ROOF FRAMING PLAN - NORTH END
 - S-2 PARTIAL FOUNDATION PLAN - EAST SIDE
 - S-3 PARTIAL FOUNDATION PLAN - SOUTH END
 - S-4 ELEVATIONS NORTH and SOUTH ENDS
 - S-5 ELEVATIONS EAST and WEST SIDES
 - S-6 SECTIONS and DETAILS
 - S-7 SECTIONS and DETAILS
 - S-8 SECTIONS, DETAILS and GENERAL NOTES
 - S-9 ADDITIVES
- **MECHANICAL**
 - INCLUDED IN ARCHITECTURAL
- **ELECTRICAL**
 - E-1 PLAN - SITE PLAN - 1"=16'
 - E-2 PARTIAL PLAN - NORTH END



SEATTLE CENTER ARENA

5.001 ARENA INDEX TO DRAWINGS 7/17/61

PAUL HAYDEN KIRK, FAIA
DONALD S. WALLACE, AIA
DAVID A. MCKINLEY, JR., AIA
ASSOCIATES
JERRY R. GEYER

KIRK, WALLACE, McKINLEY, A.I.A. & ASSOCIATES, ARCHITECTS
2000 FAIRVIEW AVENUE NORTH • SEATTLE 2, WASHINGTON • EA# 4-2364

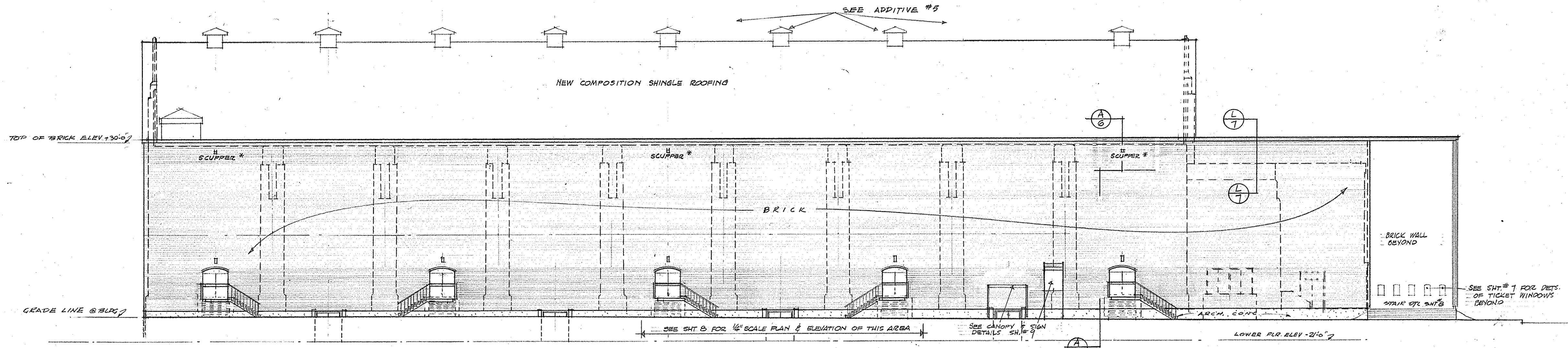
REG. ARCHITECT
PAUL HAYDEN KIRK
STATE OF WASHINGTON

RENOVATIONS TO THE SEATTLE CENTER ARENA FOR THE CITY OF SEATTLE
DATE: JULY 17, 1961
JOB: 61-9

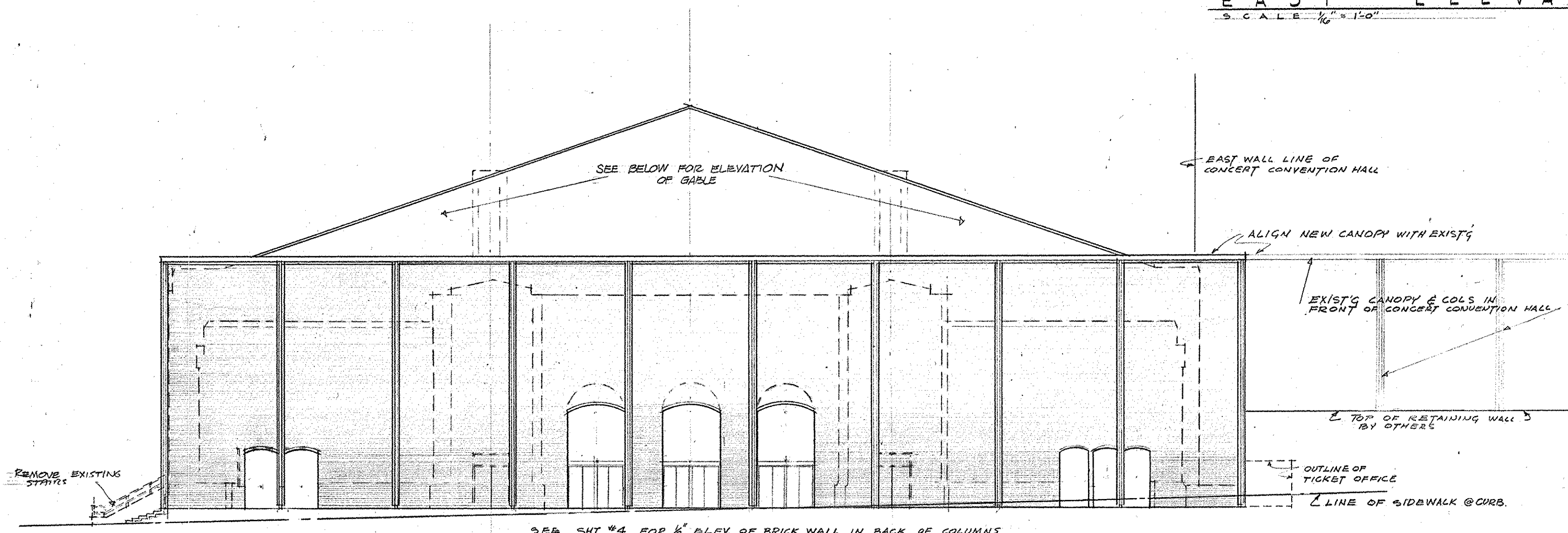
APPROVED BY: [Signature]
[Signature]
[Signature]

INDEX TO DRAWINGS SHEET A-1 OF 10

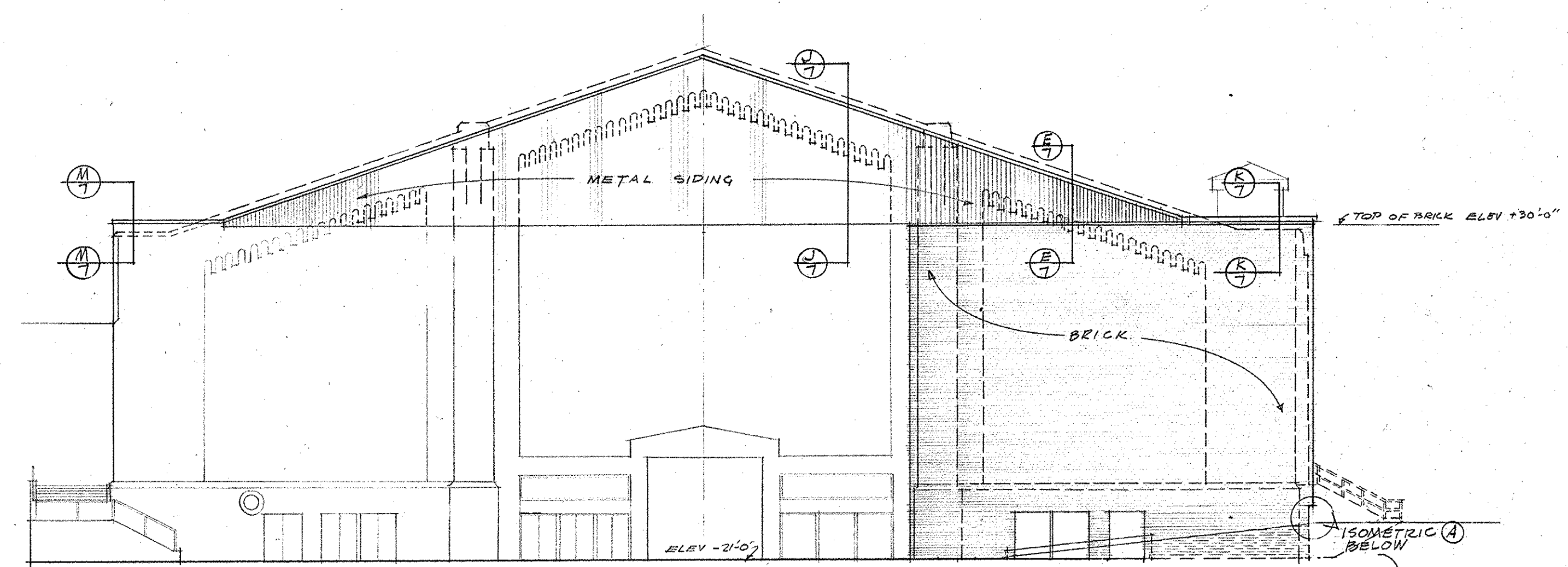
14.073 Mercer Arena
A1-10 Renovations-Arena
Cover Sheet - Index To Drawings



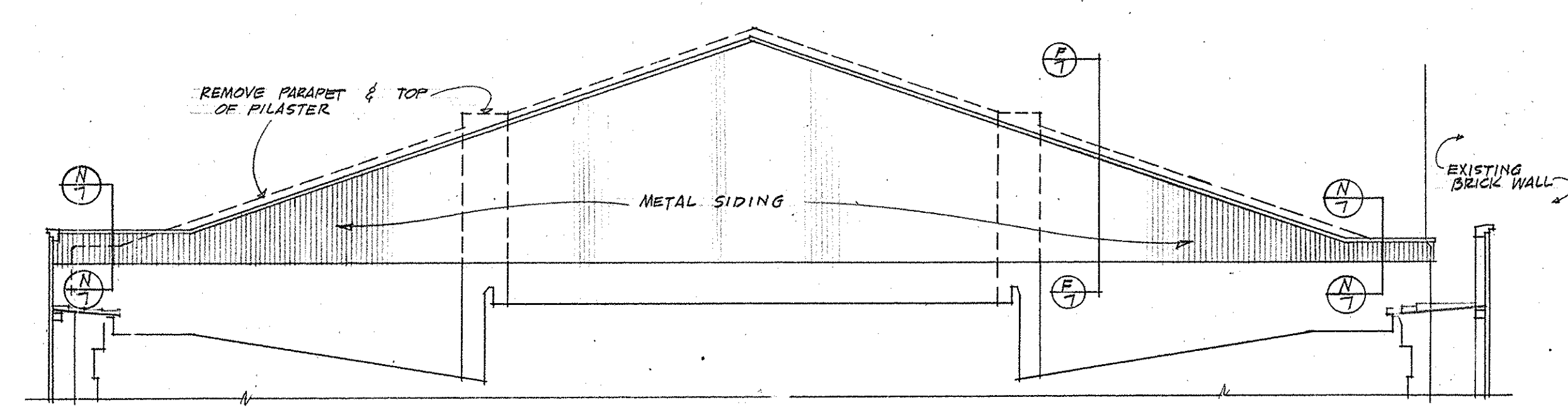
EAST ELEVATION
SCALE 1/8" = 1'-0"



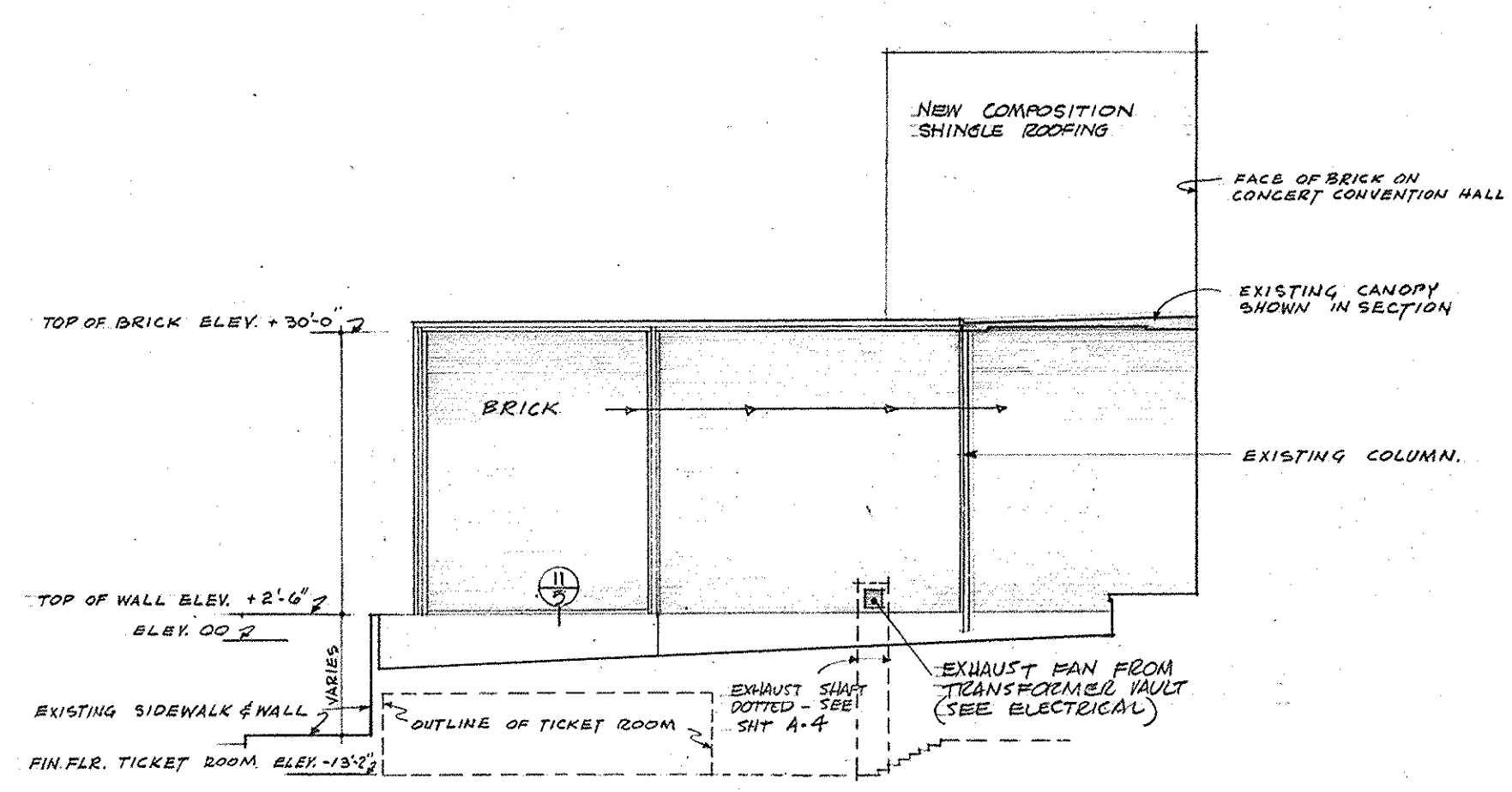
NORTH ELEVATION
SCALE 1/8" = 1'-0"



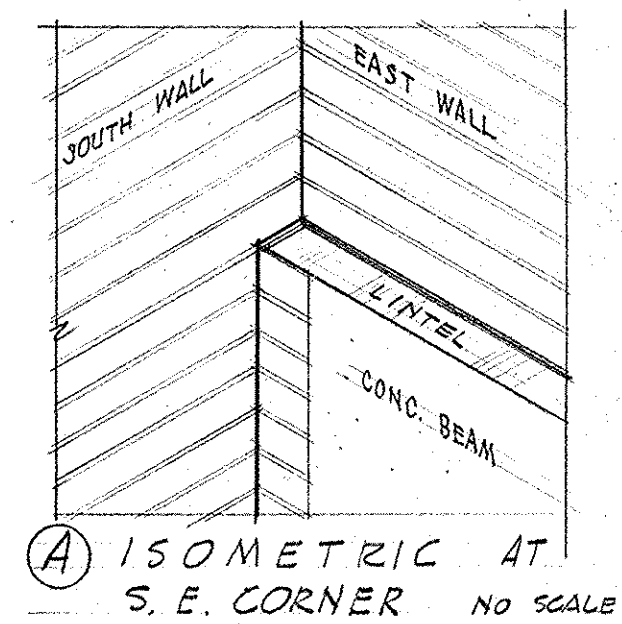
SOUTH ELEVATION
SCALE 1/8" = 1'-0"



NORTH ELEVATION AT GABLE 1/8" = 1'-0"



WEST ELEVATION
SCALE 1/8" = 1'-0"



5.003 A-3 OF 10
ARENA
ELEVATIONS
7/17/61

PAUL HAYDEN KIRK, FAIA
DONALD S. WALLACE, AIA
DAVID A. MCKINLEY, JR., AIA
ASSOCIATES
JERRY R. GEYER

KIRK, WALLACE, MCKINLEY, A.I.A. & ASSOCIATES, ARCHITECTS
2000 FAIRVIEW AVENUE NORTH • SEATTLE 2, WASHINGTON • EAST 4-2364

REGISTERED ARCHITECT
Paul Hayden Kirk
STATE OF WASHINGTON

RENOVATION TO
THE SEATTLE CENTER ARENA
FOR THE CITY OF SEATTLE

DATE
JULY 17, 1961

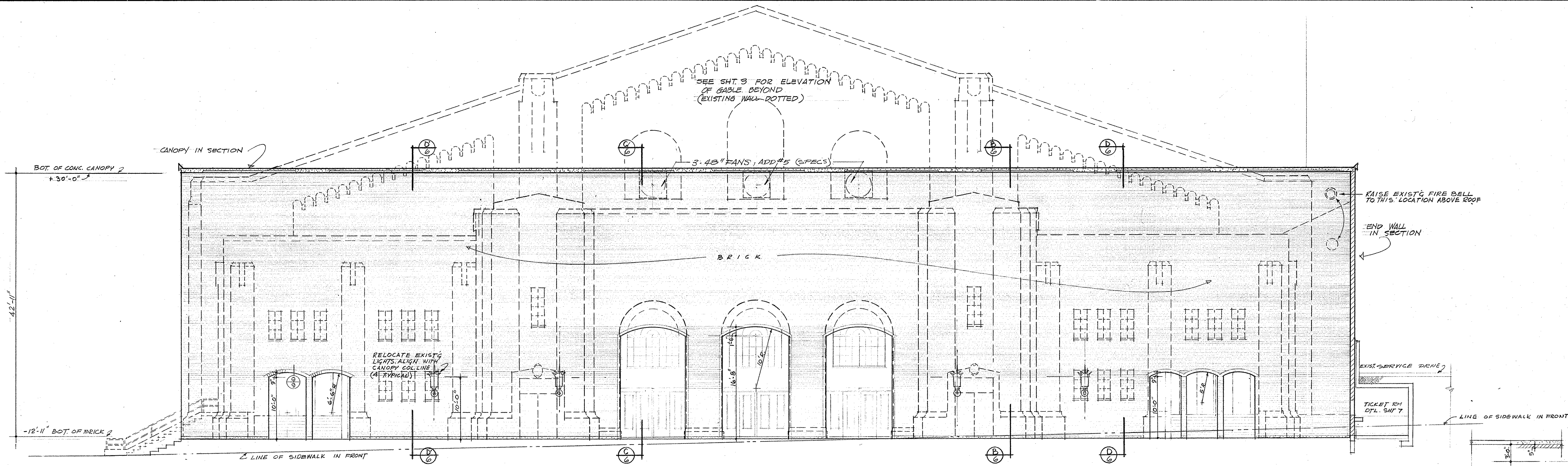
APPROVED BY
Paul Hayden Kirk
ARCHITECT

1/8" ELEVATIONS

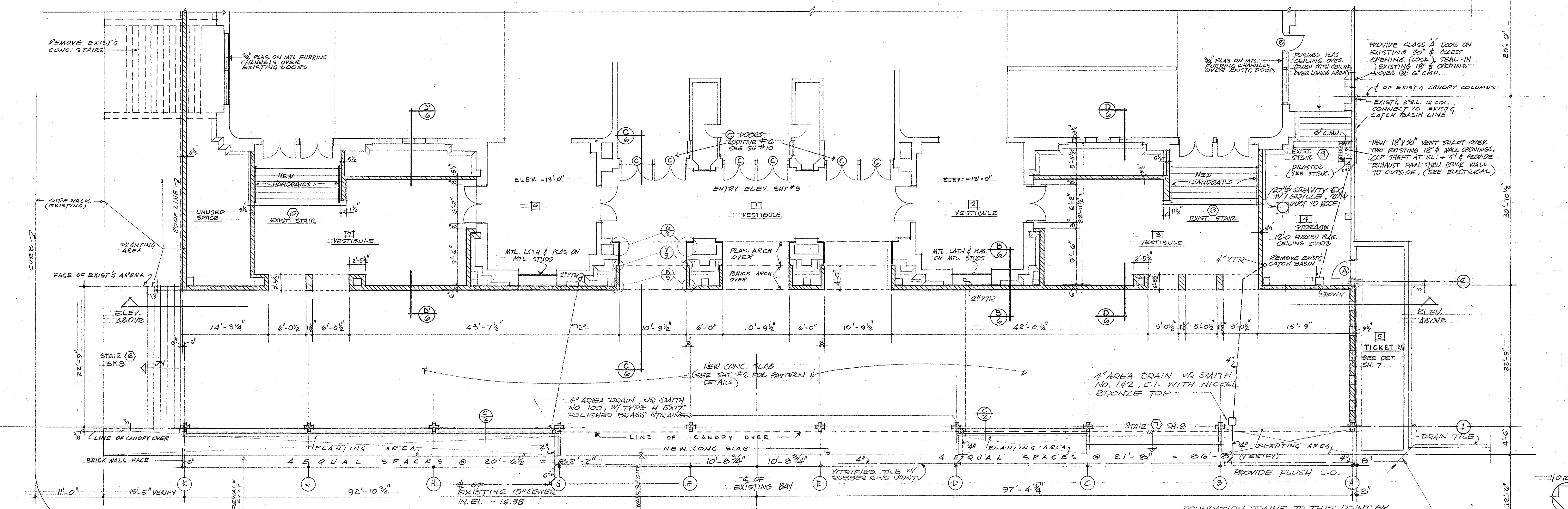
14.075	Mercer Arena
A3-10	Renovns-Arena
1/16" ELEVATIONS	

SHEET
A-3
OF 10

5.003



NORTH ELEVATION - SECTION THRU CANOPY
SCALE 1/8" = 1'-0"



PARTIAL FLOOR PLAN - NORTH END
SCALE 1/8" = 1'-0"

5.004
A-4 OF 10
ARENA
PARTIAL FLOOR PLAN
NORTH ELEVATION
7/17/61

PAUL HAYDEN KIRK, FAIA
DONALD S. WALLACE, AIA
DAVID A. MCKINLEY, JR., AIA
ASSOCIATES
JERRY R. GEYER

KIRK, WALLACE, MCKINLEY, A. I. A. & ASSOCIATES, ARCHITECTS
2000 FAIRVIEW AVENUE NORTH • SEATTLE 2, WASHINGTON • EAst 4-2364

REGISTERED ARCHITECT
PAUL HAYDEN KIRK
STATE OF WASHINGTON

RENOVATION TO
THE SEATTLE CENTER ARENA
FOR THE CITY OF SEATTLE

DATE
JULY 17, 1961

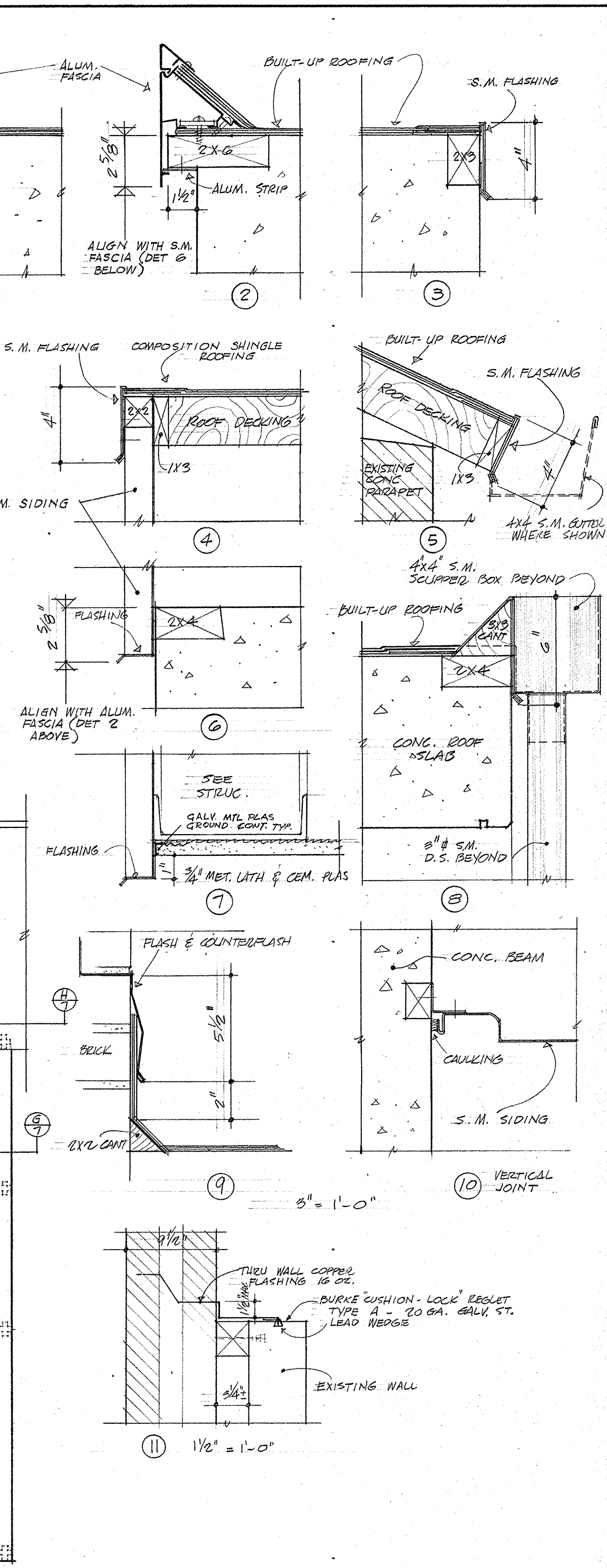
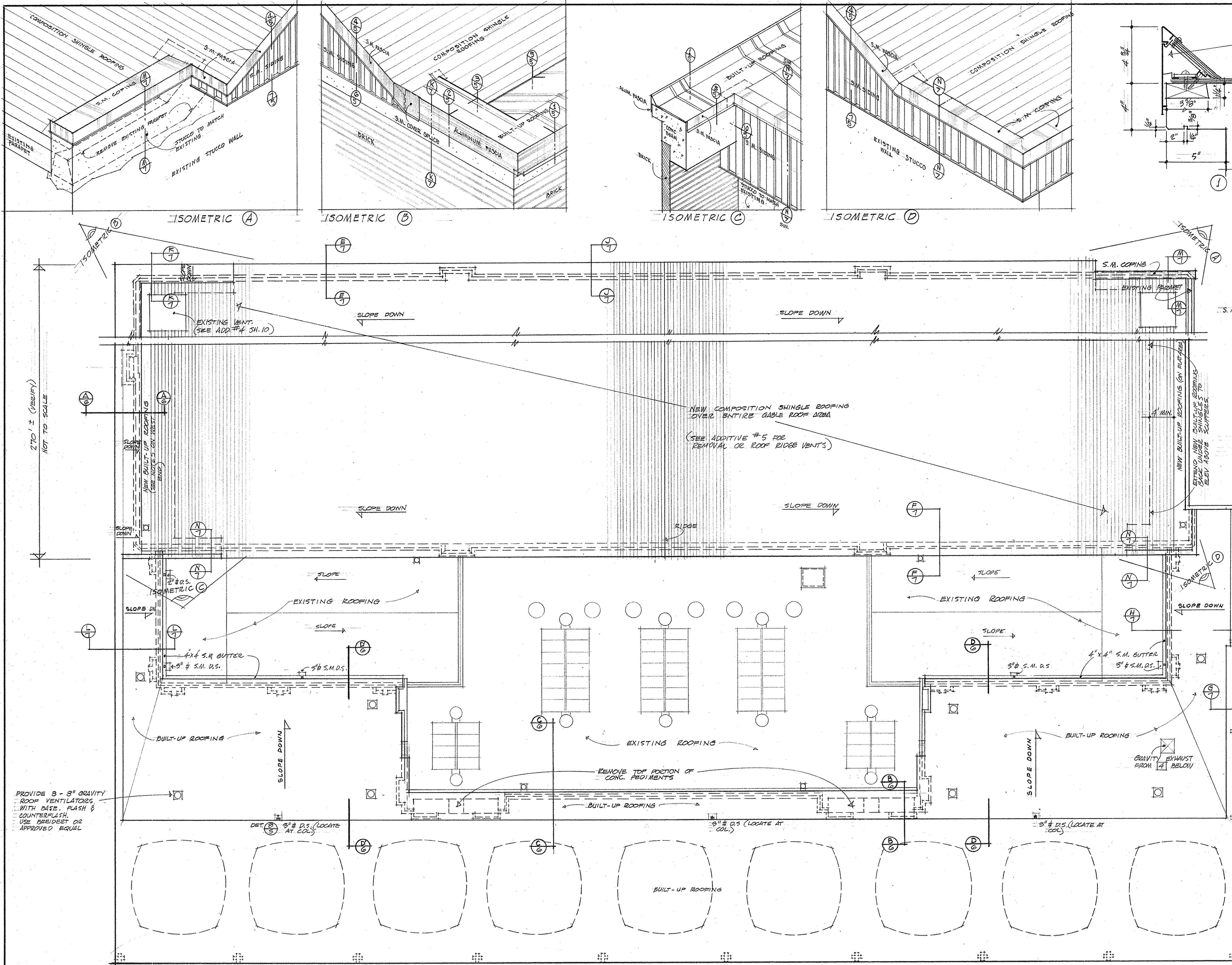
APPROVED BY
[Signature]
CONTRACT NO. 100-21-9
17,1961

1/8" PARTIAL FLOOR PLAN
1/8" NORTH ELEVATION

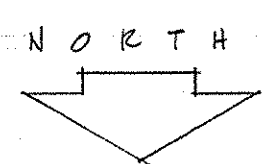
SHEET
A-4
OF 10

14.076 Mercer Arena
A4-10 Renovns-Arena
1/8" PARTIAL FLOOR PLAN, 1/8"
NORTH ELEVATION

MICK HASTEN 5.004



PARTIAL ROOF PLAN
SCALE 1/8" = 1'-0"



5.005
ARENA
PARTIAL ROOF PLAN
COPING & FLASHING DTLS
7/1961

PAUL HAYDEN KIRK, FAIA
DONALD S. WALLACE, AIA
DAVID A. MCKINLEY, JR., AIA
ASSOCIATES
JERRY R. GEYER

KIRK, WALLACE, MCKINLEY, A.I.A. & ASSOCIATES, ARCHITECTS
2000 FAIRVIEW AVENUE NORTH • SEATTLE 2, WASHINGTON • EAst 4-2364

REGISTERED ARCHITECT
Paul Hayden Kirk
STATE OF WASHINGTON

RENOVATION TO
THE SEATTLE CENTER ARENA
FOR THE CITY OF SEATTLE

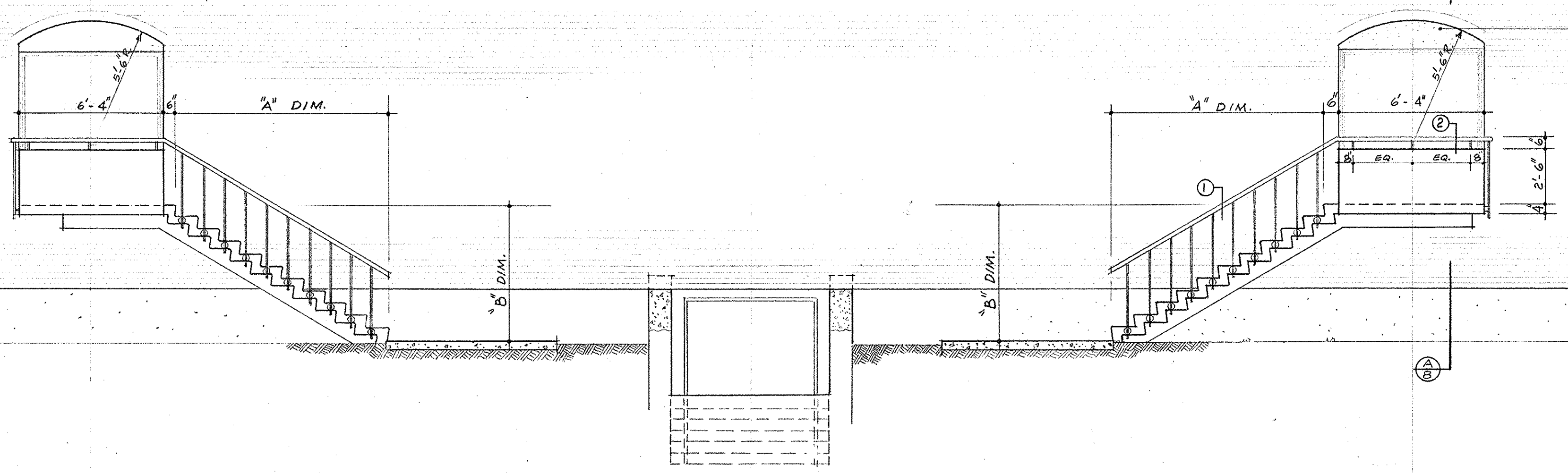
DATE
JULY 17, 1961

APPROVED BY
[Signature]
ARCHITECT

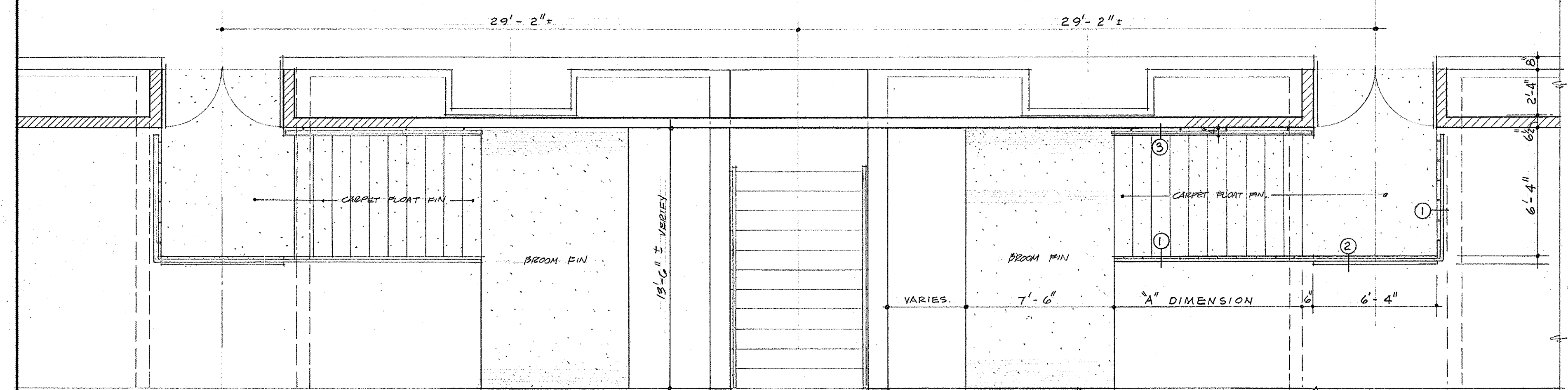
1/8" PARTIAL ROOF PLAN
COPING & FLASHING DETAILS

SHEET
A-5
OF 10

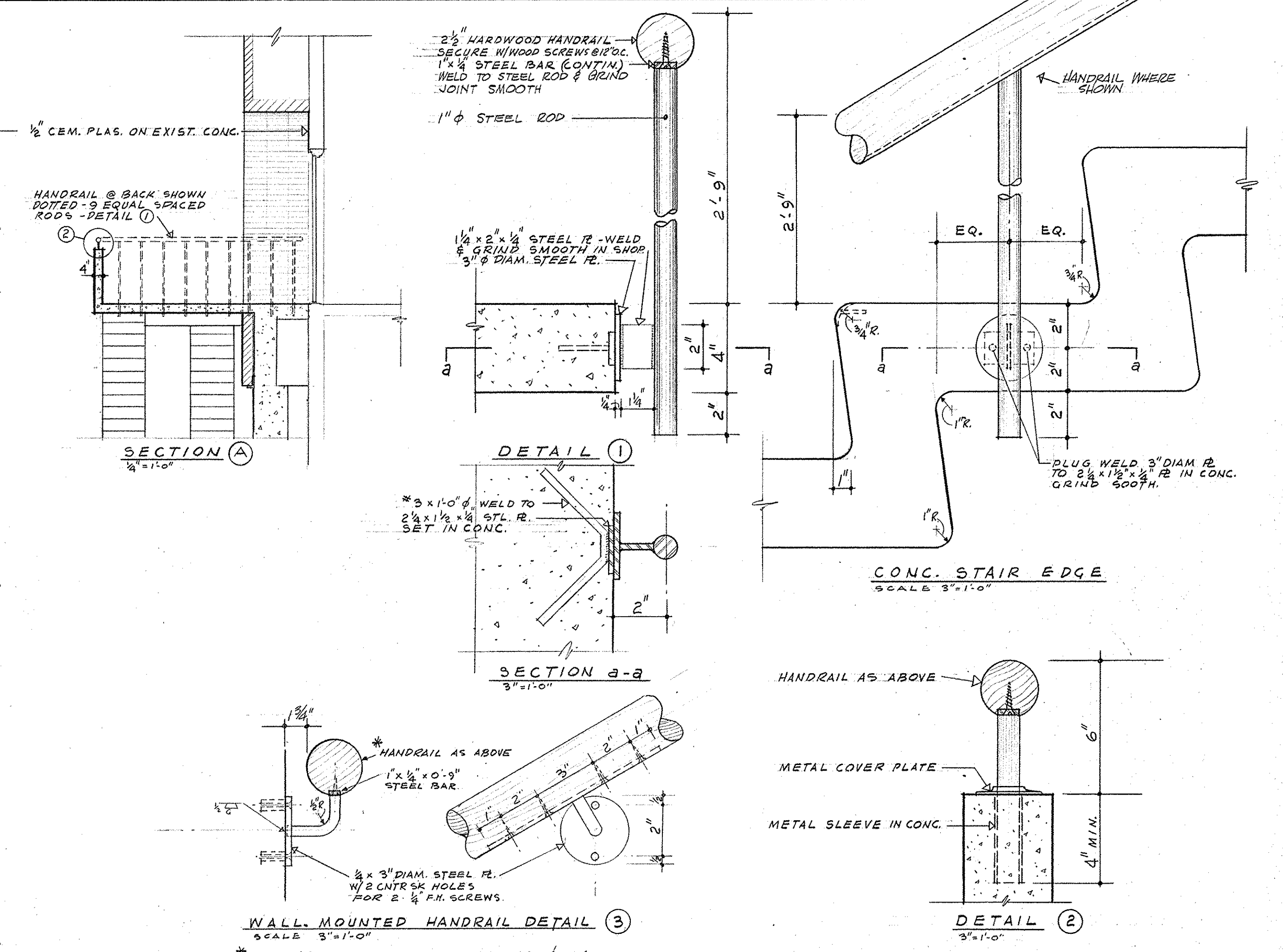
14,077	Mercer Arena
A5-10	Debu Bldg #8
1/8" PARTIAL ROOF PLAN.	
COPING & FLASHING DETAILS	



TYPICAL STAIR & EAST ENTRY ELEVATION
SCALE 3/4" = 1'-0"



STAIR PLAN @ EAST ENTRY
SCALE 1/4" = 1'-0"

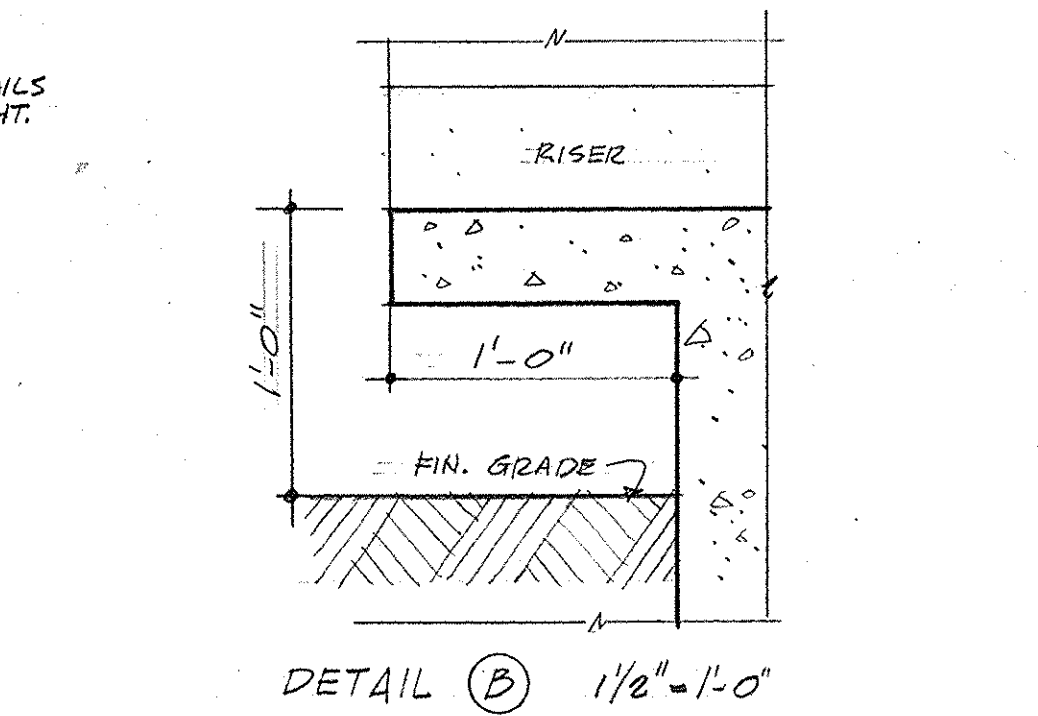


WALL MOUNTED HANDRAIL DETAIL 3
SCALE 3/8" = 1'-0"

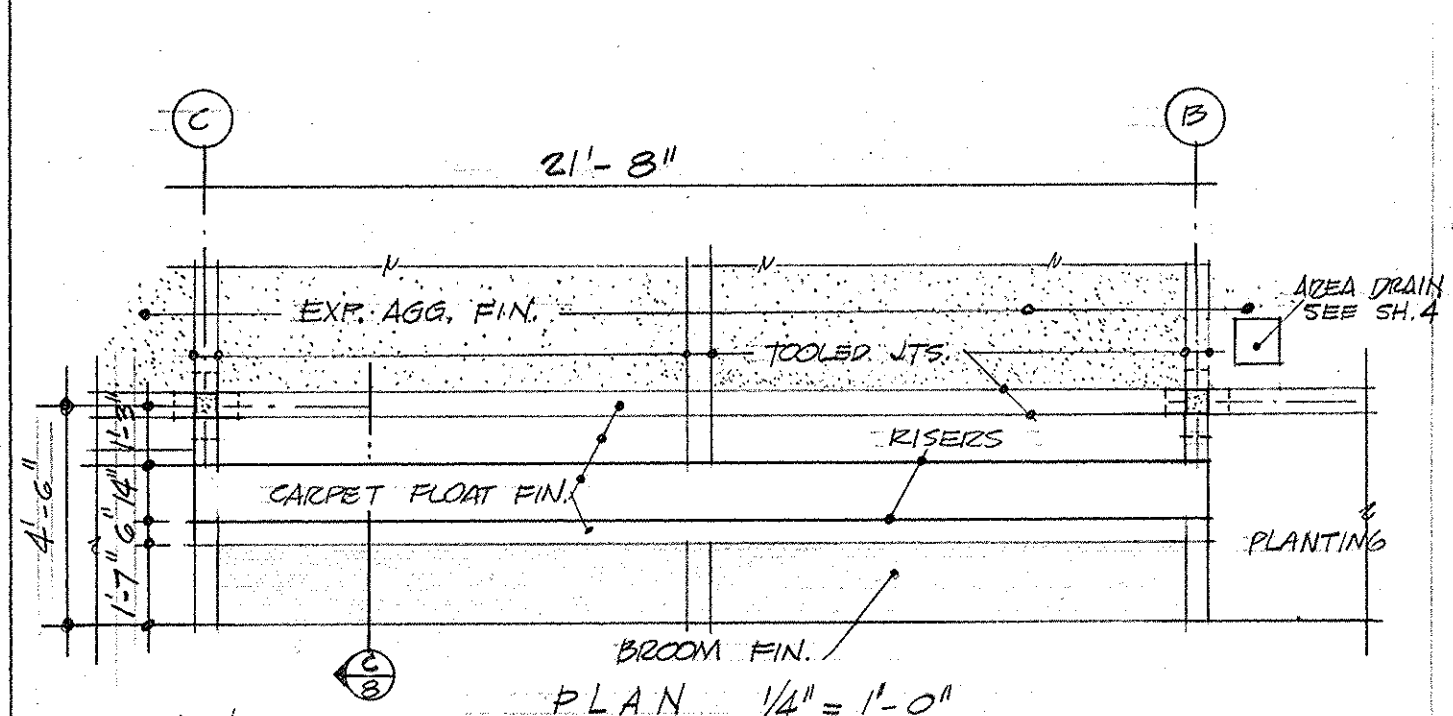
STAIR SCHEDULE

STAIR	"A" DIMENSION	"B" DIMENSION
1	9 TREADS @ 11 1/2" = 8'-7 1/2"	10 RISERS @ 6 1/2" = 5'-3"
2	9 TREADS @ 11 1/2" = 8'-7 1/2"	10 RISERS @ 6 1/2" = 5'-3"
3	10 TREADS @ 11 1/2" = 9'-7"	11 RISERS @ 6 1/2" = 5'-11 1/2"
4	10 TREADS @ 11 1/2" = 9'-7"	11 RISERS @ 6 1/2" = 5'-11 1/2"
5	11 TREADS @ 11 1/2" = 10'-6 1/2"	12 RISERS @ 6 1/2" = 6'-8"

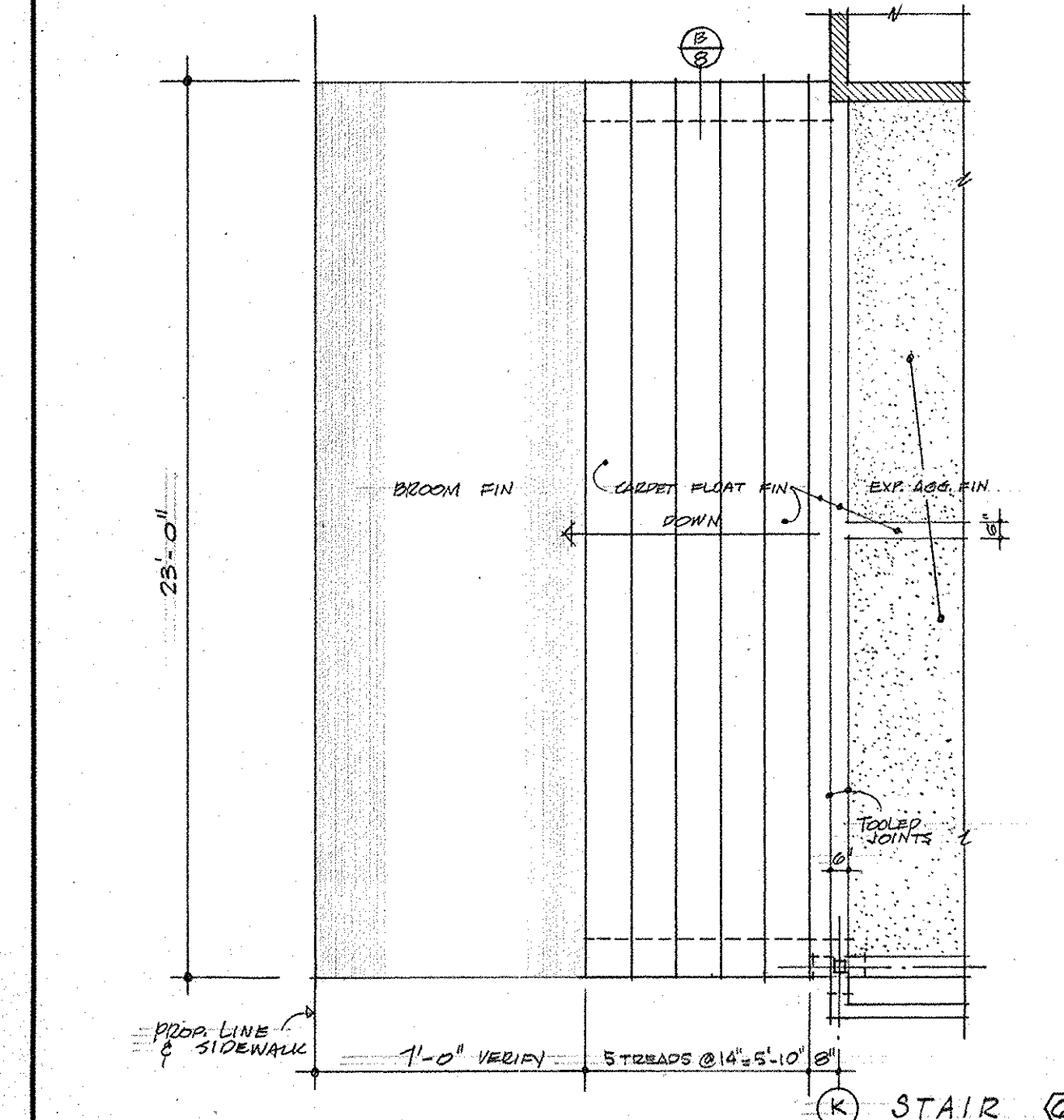
STAIRS 1 THRU 5 INCLUDES SHALL HAVE 2 1/2" DIA. WOOD HANDRAILS PER DETAILS THIS SH. * SEE DET 3 ABOVE



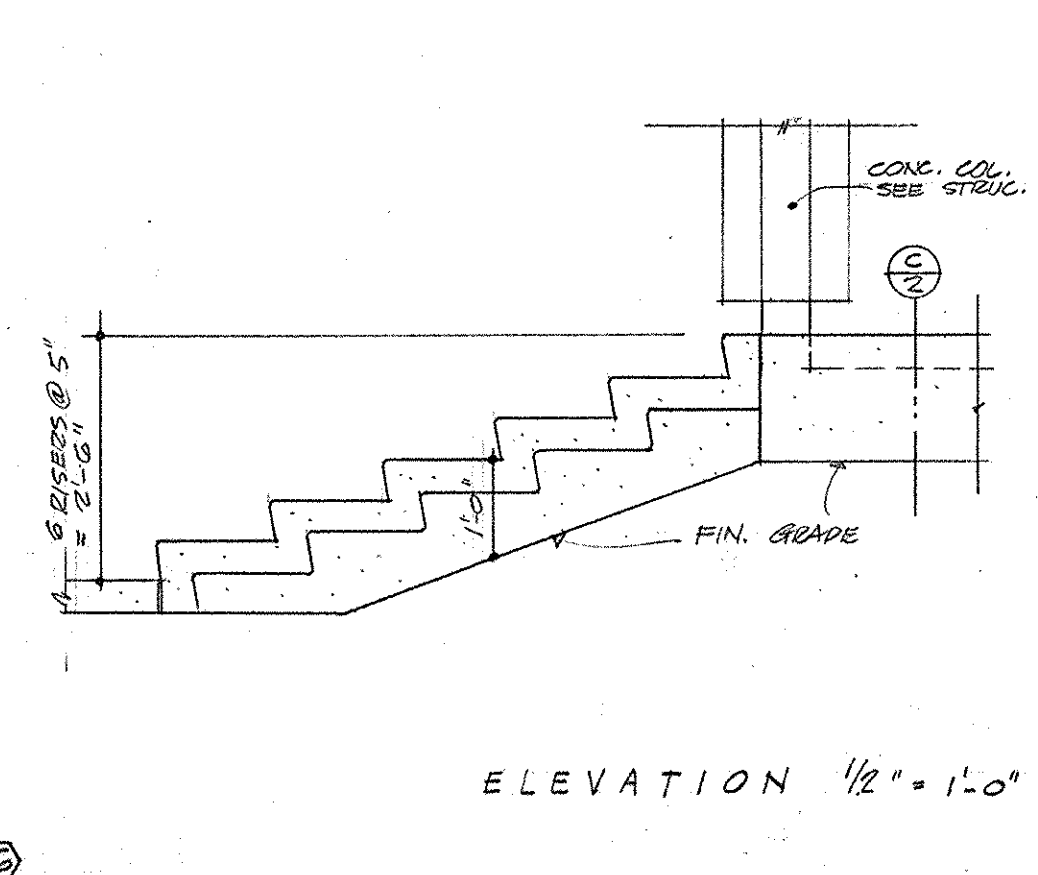
DETAIL B 1 1/2" = 1'-0"



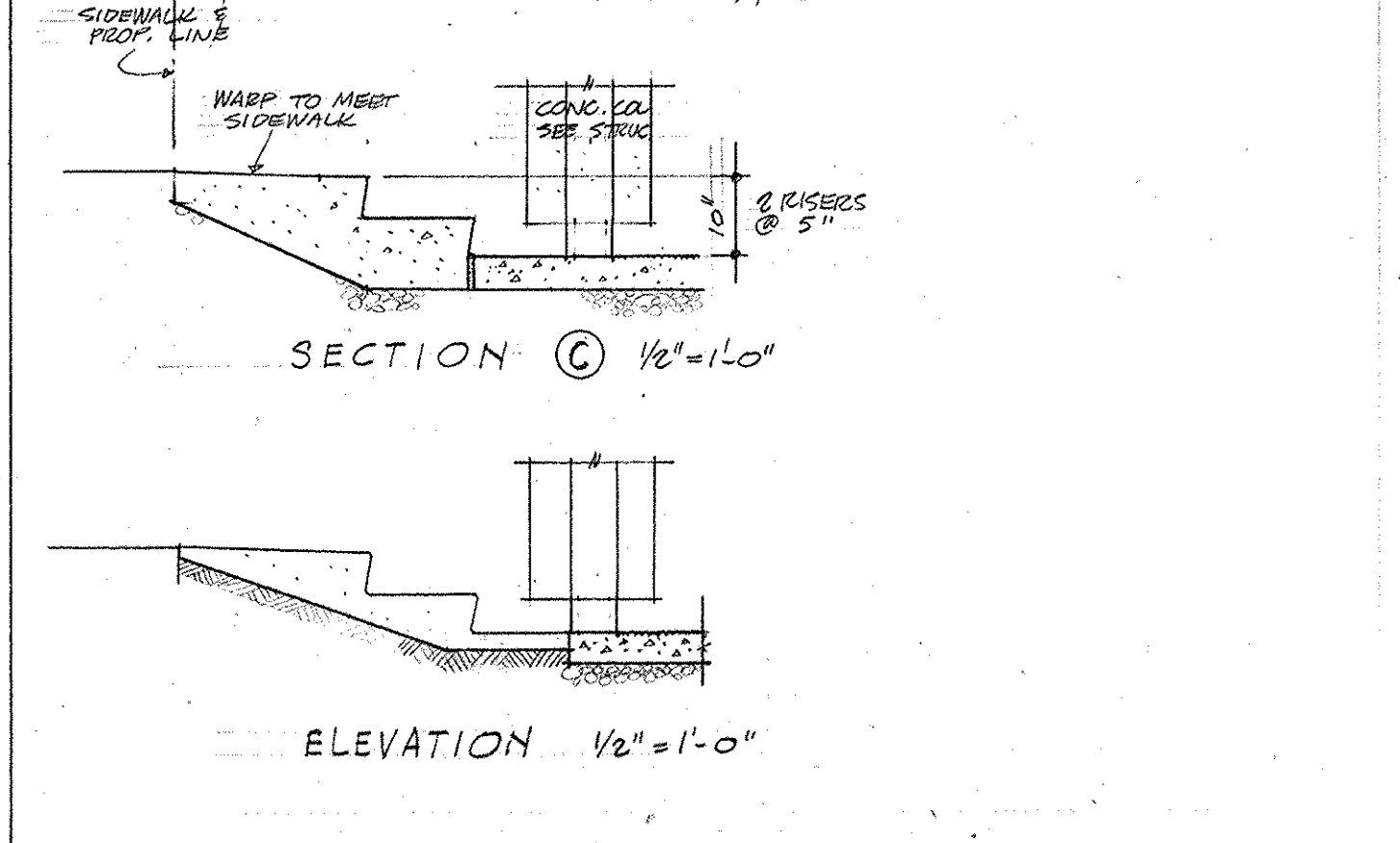
SECTION C 1/2" = 1'-0"



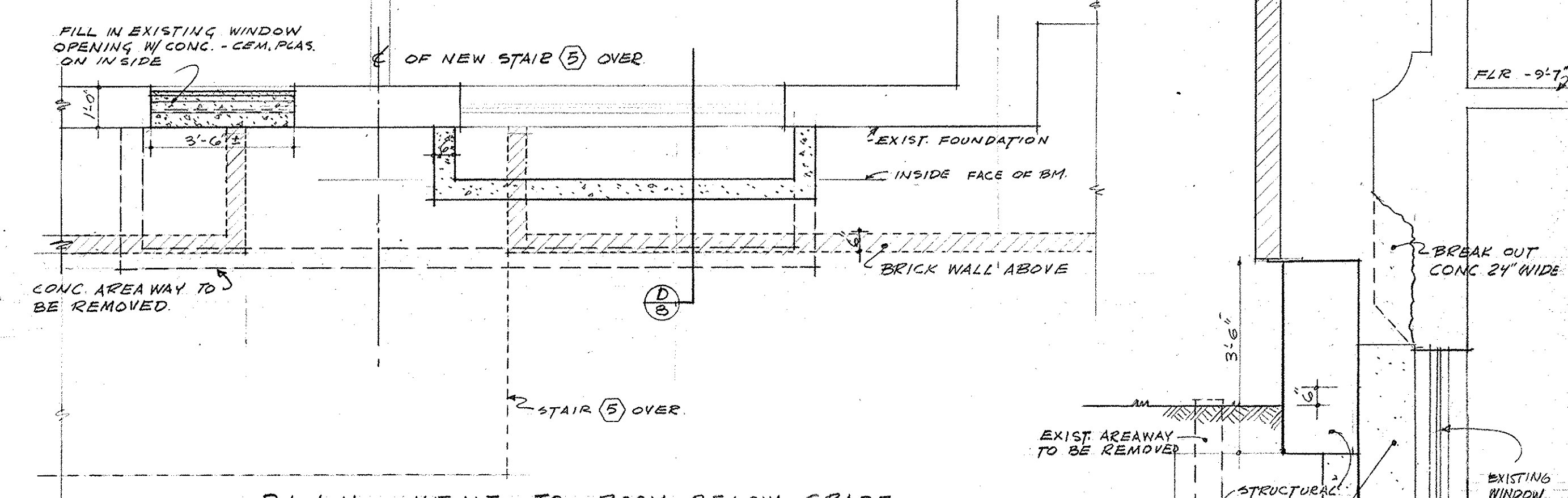
STAIR C



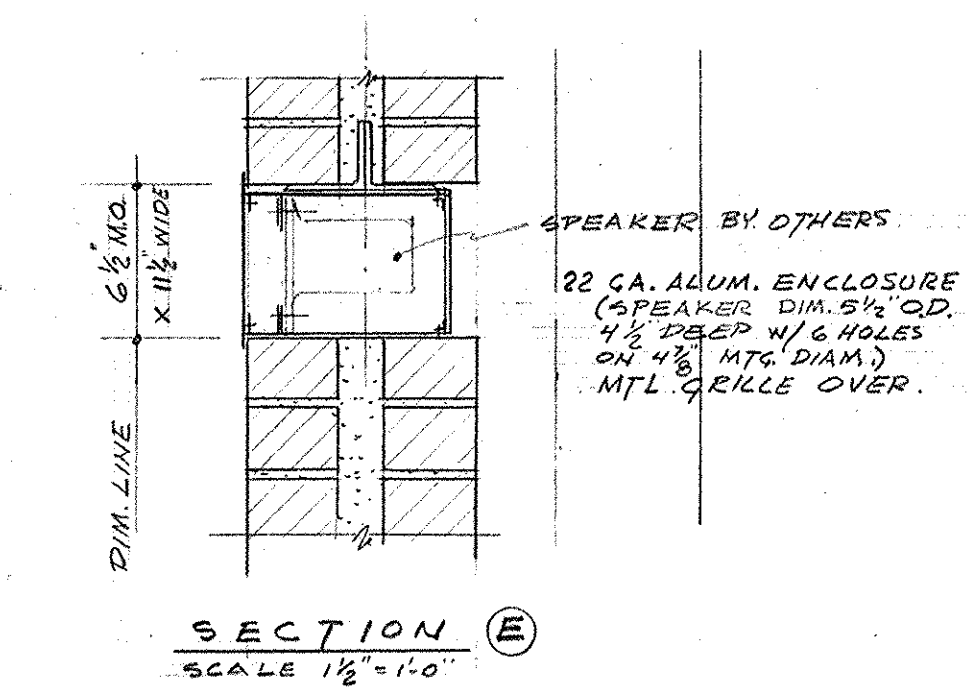
ELEVATION 1/2" = 1'-0"




ELEVATION 1/2" = 1'-0"



PLAN - VENT TO ROOM BELOW GRADE
SCALE 3/8" = 1'-0"



SECTION E
SCALE 1/2" = 1'-0"

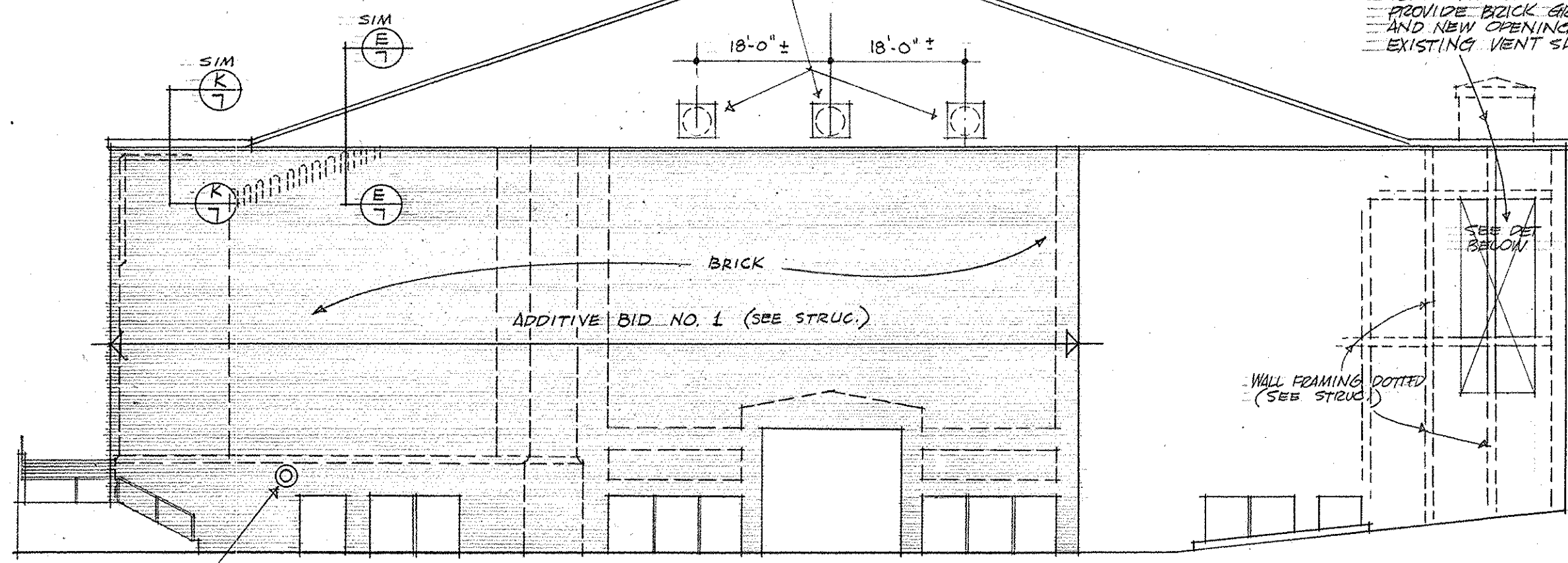


SECTION D
SCALE 1/2" = 1'-0"

14.080	Mercer Arena
AS-10	Renovate Arena
	Stair Detail

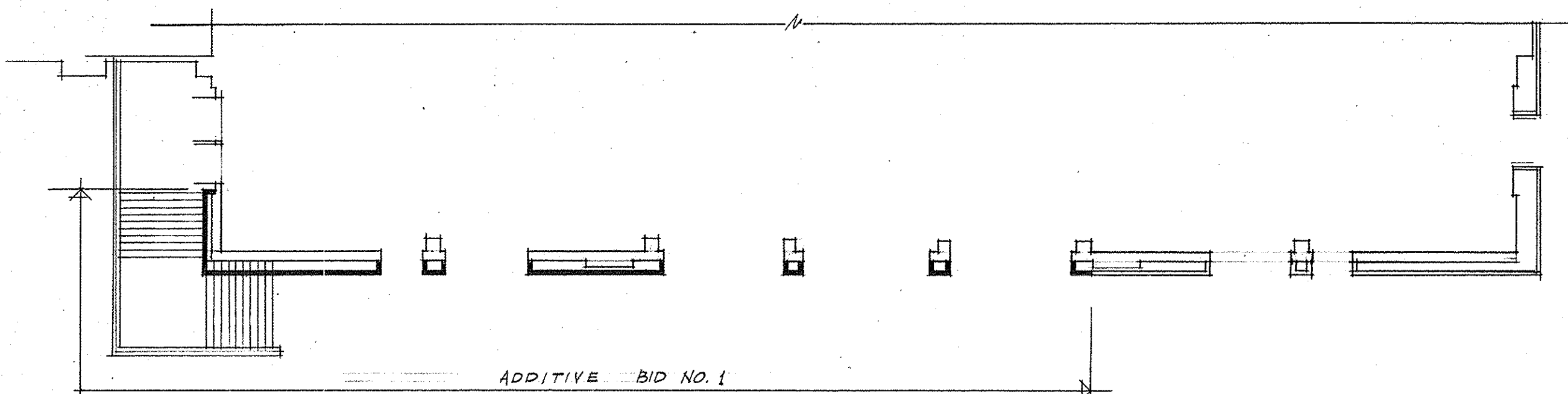
REMOVE EIGHT EXISTING ROOF EXHAUST FANS & PATCH ROOF. INSTALL SIX NEW EXHAUST FANS: THREE ON SOUTH GABLE AND THREE ON NORTH WALL - SEE NORTH ELEVATION SH#4

ADDITIVE BID NO. 4
REMOVE EXISTING ROOF VENT - PATCH ROOF
PROVIDE BRICK GRILLE AND NEW OPENING INTO EXISTING VENT SHAFT



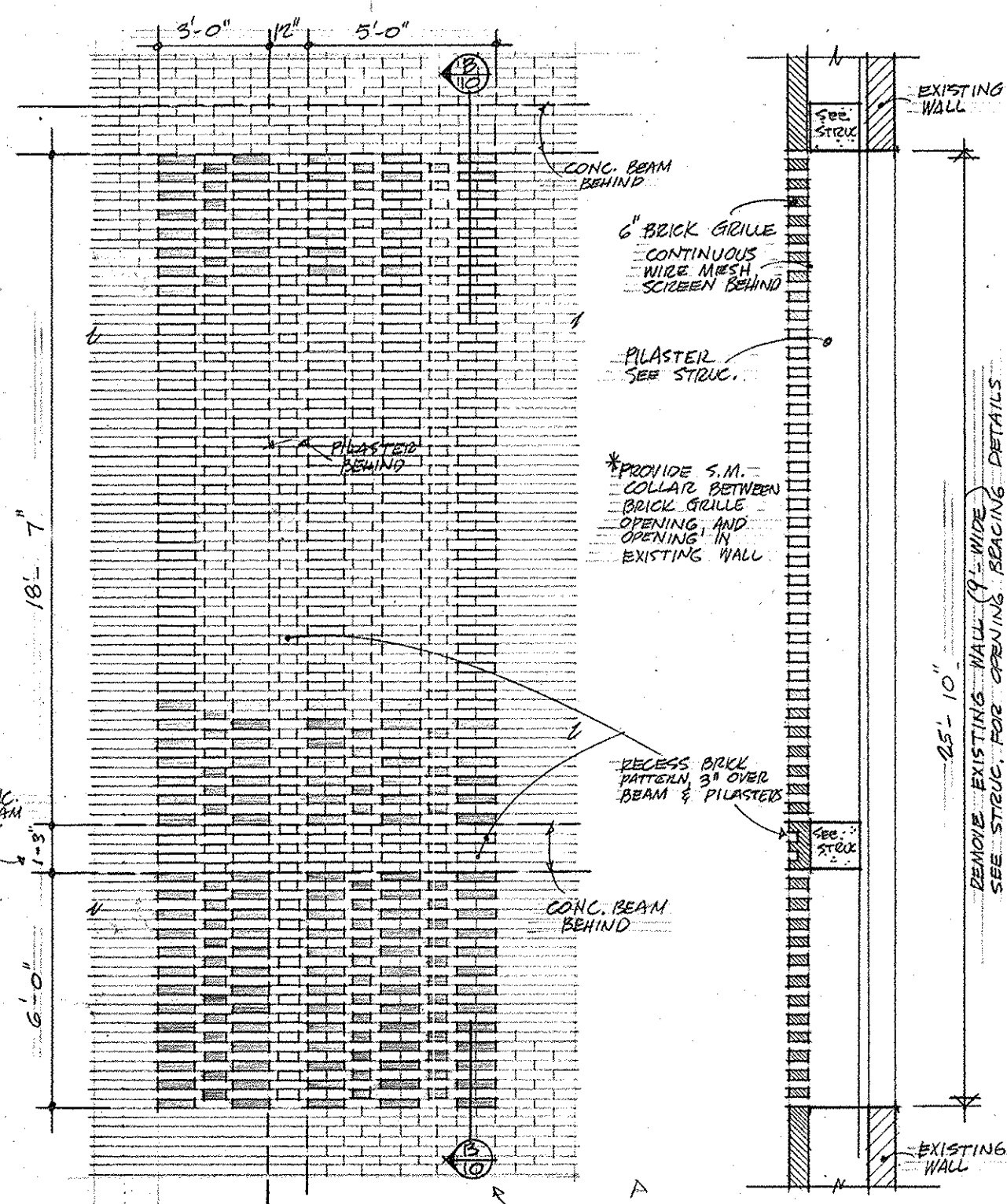
SOUTH ELEVATION 1/16" = 1'-0"

PARTIAL WEST ELEVATION 1/16" = 1'-0"



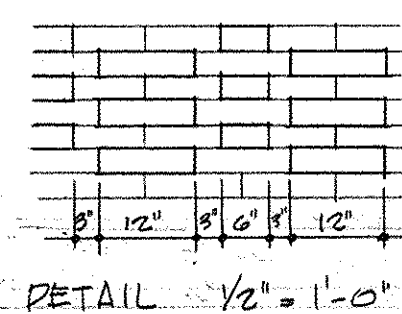
PARTIAL PLAN SOUTH END 1/16" = 1'-0"

ADDITIVE BID NO. 1 (BRICK CURTAIN WALL ON SOUTH & WEST WALLS)



BRICK GRILLE ELEVATION 1/4" = 1'-0"

SECTION A-A

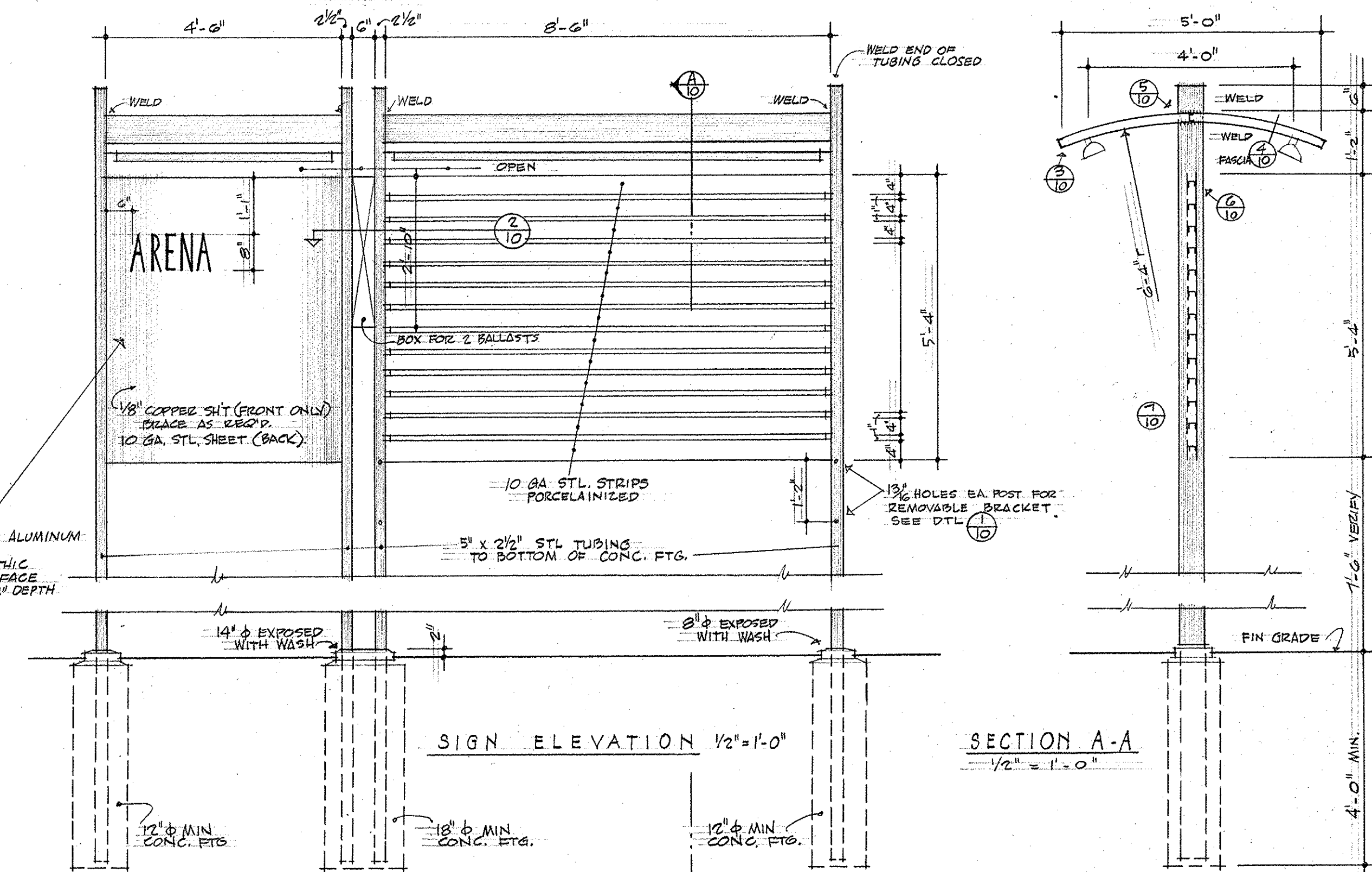


DETAIL 1/2" = 1'-0"

ADDITIVE BID NO. 4 SCALE AS SHOWN

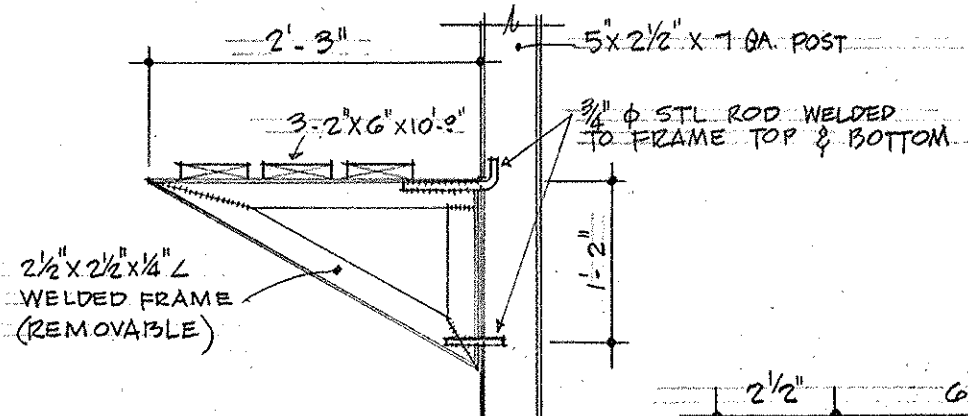
* ADDITIVE BID NO. 4 INCLUDES REMOVAL OF EXISTING ROOF VENT AND PATCHING OF ROOF
SEE SOUTH ELEVATION ABOVE

LETTERS TO BE:
- BLACK ANODIZED ALUMINUM
- PIN CONNECTED
- CONDENSED GOTHIC BLOCK, FLAT FACE
- 1/8" STROKE, 3/4" DEPTH

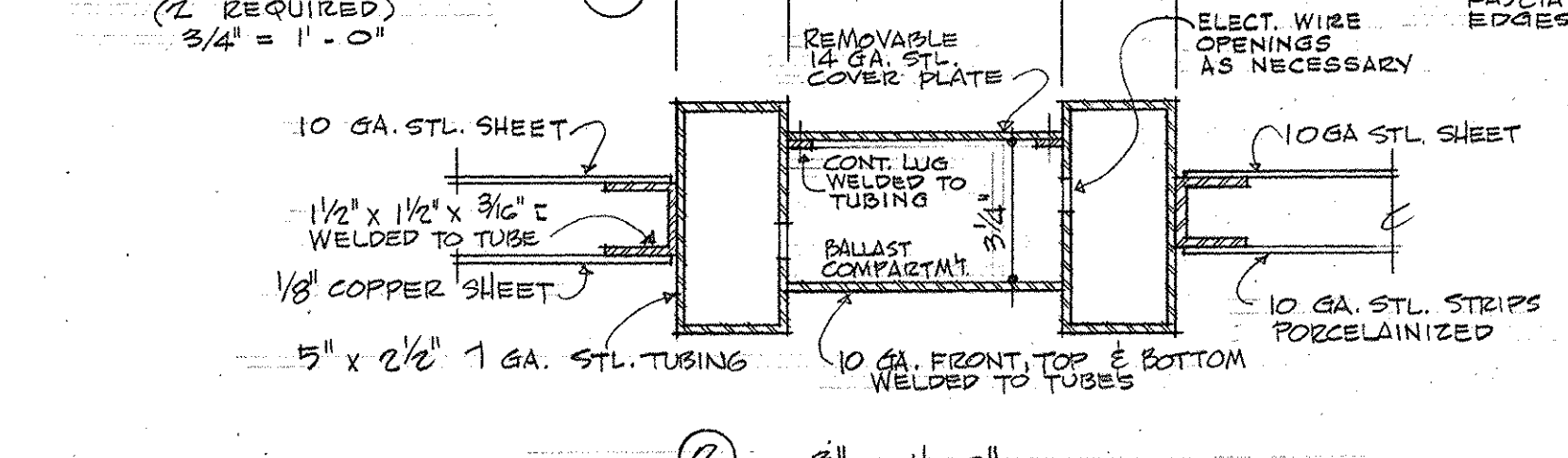


SIGN ELEVATION 1/2" = 1'-0"

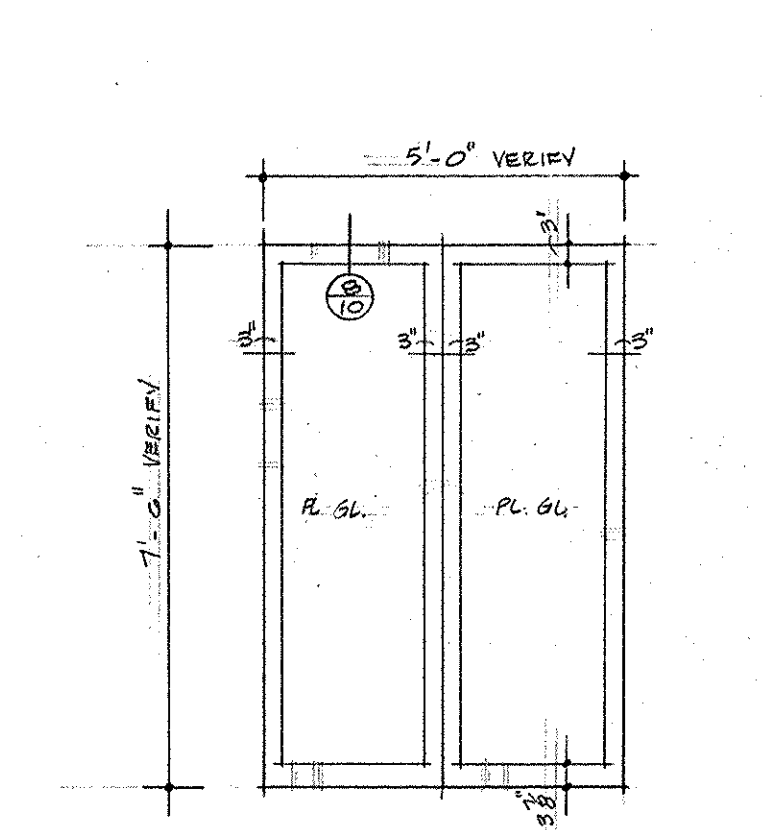
SECTION A-A 1/2" = 1'-0"



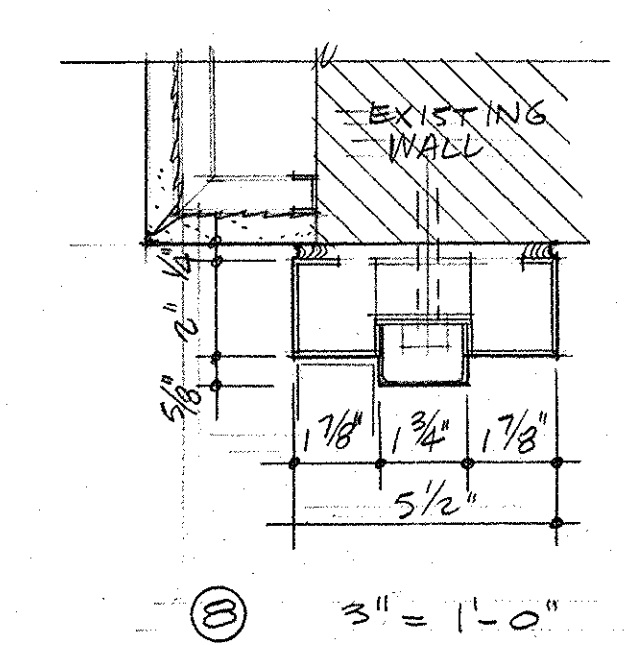
REMOVABLE BRACKET 3/4" = 1'-0"




ADDITIVE BID NO. 6 - SIGNS (NORTH SIDE OF ARENA - LOCATE AS DIRECTED)



ADDITIVE BID NO. 6 (6 PAIR OF ALUMINUM ENTRY DOORS)



DETAIL 3" = 1'-0"



ARCHITECTS
PRITECA & CHIARELLI, A.L.A.
 1717 EAST PINE STREET
 SEATTLE 98122 EA 3-2000

ENGINEERS
 MECHANICAL
RICHARD M. STERN
 ELECTRICAL
BEVERLY A. TRAVIS & ASSOC.

APPROVED BY

 SUPERVISOR OF BUILDINGS
 CHIEF ENGINEER OF PUBLIC WORKS
 SECRETARY-BOARD OF PUBLIC WORKS

DATE 22. MAR 1964
 REVISIONS CHANGE ORDER NO. 3 (A) 24 JULY 1964
 21 SEPT 1964
 15 SEPT 1964
 11 (A) 11 (B) 11 (C) 11 (D) 11 (E) 11 (F) 11 (G) 11 (H) 11 (I) 11 (J) 11 (K) 11 (L) 11 (M) 11 (N) 11 (O) 11 (P) 11 (Q) 11 (R) 11 (S) 11 (T) 11 (U) 11 (V) 11 (W) 11 (X) 11 (Y) 11 (Z) 11 (AA) 11 (AB) 11 (AC) 11 (AD) 11 (AE) 11 (AF) 11 (AG) 11 (AH) 11 (AI) 11 (AJ) 11 (AK) 11 (AL) 11 (AM) 11 (AN) 11 (AO) 11 (AP) 11 (AQ) 11 (AR) 11 (AS) 11 (AT) 11 (AU) 11 (AV) 11 (AW) 11 (AX) 11 (AY) 11 (AZ) 11 (BA) 11 (BB) 11 (BC) 11 (BD) 11 (BE) 11 (BF) 11 (BG) 11 (BH) 11 (BI) 11 (BJ) 11 (BK) 11 (BL) 11 (BM) 11 (BN) 11 (BO) 11 (BP) 11 (BQ) 11 (BR) 11 (BS) 11 (BT) 11 (BU) 11 (BV) 11 (BW) 11 (BX) 11 (BY) 11 (BZ) 11 (CA) 11 (CB) 11 (CC) 11 (CD) 11 (CE) 11 (CF) 11 (CG) 11 (CH) 11 (CI) 11 (CJ) 11 (CK) 11 (CL) 11 (CM) 11 (CN) 11 (CO) 11 (CP) 11 (CQ) 11 (CR) 11 (CS) 11 (CT) 11 (CU) 11 (CV) 11 (CW) 11 (CX) 11 (CY) 11 (CZ) 11 (DA) 11 (DB) 11 (DC) 11 (DD) 11 (DE) 11 (DF) 11 (DG) 11 (DH) 11 (DI) 11 (DJ) 11 (DK) 11 (DL) 11 (DM) 11 (DN) 11 (DO) 11 (DP) 11 (DQ) 11 (DR) 11 (DS) 11 (DT) 11 (DU) 11 (DV) 11 (DW) 11 (DX) 11 (DY) 11 (DZ) 11 (EA) 11 (EB) 11 (EC) 11 (ED) 11 (EE) 11 (EF) 11 (EG) 11 (EH) 11 (EI) 11 (EJ) 11 (EK) 11 (EL) 11 (EM) 11 (EN) 11 (EO) 11 (EP) 11 (EQ) 11 (ER) 11 (ES) 11 (ET) 11 (EU) 11 (EV) 11 (EW) 11 (EX) 11 (EY) 11 (EZ) 11 (FA) 11 (FB) 11 (FC) 11 (FD) 11 (FE) 11 (FF) 11 (FG) 11 (FH) 11 (FI) 11 (FJ) 11 (FK) 11 (FL) 11 (FM) 11 (FN) 11 (FO) 11 (FP) 11 (FQ) 11 (FR) 11 (FS) 11 (FT) 11 (FU) 11 (FV) 11 (FW) 11 (FX) 11 (FY) 11 (FZ) 11 (GA) 11 (GB) 11 (GC) 11 (GD) 11 (GE) 11 (GF) 11 (GG) 11 (GH) 11 (GI) 11 (GJ) 11 (GK) 11 (GL) 11 (GM) 11 (GN) 11 (GO) 11 (GP) 11 (GQ) 11 (GR) 11 (GS) 11 (GT) 11 (GU) 11 (GV) 11 (GW) 11 (GX) 11 (GY) 11 (GZ) 11 (HA) 11 (HB) 11 (HC) 11 (HD) 11 (HE) 11 (HF) 11 (HG) 11 (HH) 11 (HI) 11 (HJ) 11 (HK) 11 (HL) 11 (HM) 11 (HN) 11 (HO) 11 (HP) 11 (HQ) 11 (HR) 11 (HS) 11 (HT) 11 (HU) 11 (HV) 11 (HW) 11 (HX) 11 (HY) 11 (HZ) 11 (IA) 11 (IB) 11 (IC) 11 (ID) 11 (IE) 11 (IF) 11 (IG) 11 (IH) 11 (II) 11 (IJ) 11 (IK) 11 (IL) 11 (IM) 11 (IN) 11 (IO) 11 (IP) 11 (IQ) 11 (IR) 11 (IS) 11 (IT) 11 (IU) 11 (IV) 11 (IW) 11 (IX) 11 (IY) 11 (IZ) 11 (JA) 11 (JB) 11 (JC) 11 (JD) 11 (JE) 11 (JF) 11 (JG) 11 (JH) 11 (JI) 11 (JJ) 11 (JK) 11 (JL) 11 (JM) 11 (JN) 11 (JO) 11 (JP) 11 (JQ) 11 (JR) 11 (JS) 11 (JT) 11 (JU) 11 (JV) 11 (JW) 11 (JX) 11 (JY) 11 (JZ) 11 (KA) 11 (KB) 11 (KC) 11 (KD) 11 (KE) 11 (KF) 11 (KG) 11 (KH) 11 (KI) 11 (KJ) 11 (KK) 11 (KL) 11 (KM) 11 (KN) 11 (KO) 11 (KP) 11 (KQ) 11 (KR) 11 (KS) 11 (KT) 11 (KU) 11 (KV) 11 (KW) 11 (KX) 11 (KY) 11 (KZ) 11 (LA) 11 (LB) 11 (LC) 11 (LD) 11 (LE) 11 (LF) 11 (LG) 11 (LH) 11 (LI) 11 (LJ) 11 (LK) 11 (LL) 11 (LM) 11 (LN) 11 (LO) 11 (LP) 11 (LQ) 11 (LR) 11 (LS) 11 (LT) 11 (LU) 11 (LV) 11 (LW) 11 (LX) 11 (LY) 11 (LZ) 11 (MA) 11 (MB) 11 (MC) 11 (MD) 11 (ME) 11 (MF) 11 (MG) 11 (MH) 11 (MI) 11 (MJ) 11 (MK) 11 (ML) 11 (MN) 11 (MO) 11 (MP) 11 (MQ) 11 (MR) 11 (MS) 11 (MT) 11 (MU) 11 (MV) 11 (MW) 11 (MX) 11 (MY) 11 (MZ) 11 (NA) 11 (NB) 11 (NC) 11 (ND) 11 (NE) 11 (NF) 11 (NG) 11 (NH) 11 (NI) 11 (NJ) 11 (NK) 11 (NL) 11 (NM) 11 (NO) 11 (NP) 11 (NQ) 11 (NR) 11 (NS) 11 (NT) 11 (NU) 11 (NV) 11 (NW) 11 (NX) 11 (NY) 11 (NZ) 11 (OA) 11 (OB) 11 (OC) 11 (OD) 11 (OE) 11 (OF) 11 (OG) 11 (OH) 11 (OI) 11 (OJ) 11 (OK) 11 (OL) 11 (OM) 11 (ON) 11 (OO) 11 (OP) 11 (OQ) 11 (OR) 11 (OS) 11 (OT) 11 (OU) 11 (OV) 11 (OW) 11 (OX) 11 (OY) 11 (OZ) 11 (PA) 11 (PB) 11 (PC) 11 (PD) 11 (PE) 11 (PF) 11 (PG) 11 (PH) 11 (PI) 11 (PJ) 11 (PK) 11 (PL) 11 (PM) 11 (PN) 11 (PO) 11 (PP) 11 (PQ) 11 (PR) 11 (PS) 11 (PT) 11 (PU) 11 (PV) 11 (PW) 11 (PX) 11 (PY) 11 (PZ) 11 (QA) 11 (QB) 11 (QC) 11 (QD) 11 (QE) 11 (QF) 11 (QG) 11 (QH) 11 (QI) 11 (QJ) 11 (QK) 11 (QL) 11 (QM) 11 (QN) 11 (QO) 11 (QP) 11 (QQ) 11 (QR) 11 (QS) 11 (QT) 11 (QU) 11 (QV) 11 (QW) 11 (QX) 11 (QY) 11 (QZ) 11 (RA) 11 (RB) 11 (RC) 11 (RD) 11 (RE) 11 (RF) 11 (RG) 11 (RH) 11 (RI) 11 (RJ) 11 (RK) 11 (RL) 11 (RM) 11 (RN) 11 (RO) 11 (RP) 11 (RQ) 11 (RR) 11 (RS) 11 (RT) 11 (RU) 11 (RV) 11 (RW) 11 (RX) 11 (RY) 11 (RZ) 11 (SA) 11 (SB) 11 (SC) 11 (SD) 11 (SE) 11 (SF) 11 (SG) 11 (SH) 11 (SI) 11 (SJ) 11 (SK) 11 (SL) 11 (SM) 11 (SN) 11 (SO) 11 (SP) 11 (SQ) 11 (SR) 11 (SS) 11 (ST) 11 (SU) 11 (SV) 11 (SW) 11 (SX) 11 (SY) 11 (SZ) 11 (TA) 11 (TB) 11 (TC) 11 (TD) 11 (TE) 11 (TF) 11 (TG) 11 (TH) 11 (TI) 11 (TJ) 11 (TK) 11 (TL) 11 (TM) 11 (TN) 11 (TO) 11 (TP) 11 (TQ) 11 (TR) 11 (TS) 11 (TT) 11 (TU) 11 (TV) 11 (TW) 11 (TX) 11 (TY) 11 (TZ) 11 (UA) 11 (UB) 11 (UC) 11 (UD) 11 (UE) 11 (UF) 11 (UG) 11 (UH) 11 (UI) 11 (UJ) 11 (UK) 11 (UL) 11 (UM) 11 (UN) 11 (UO) 11 (UP) 11 (UQ) 11 (UR) 11 (US) 11 (UT) 11 (UU) 11 (UV) 11 (UW) 11 (UX) 11 (UY) 11 (UZ) 11 (VA) 11 (VB) 11 (VC) 11 (VD) 11 (VE) 11 (VF) 11 (VG) 11 (VH) 11 (VI) 11 (VJ) 11 (VK) 11 (VL) 11 (VM) 11 (VN) 11 (VO) 11 (VP) 11 (VQ) 11 (VR) 11 (VS) 11 (VT) 11 (VU) 11 (VV) 11 (VW) 11 (VX) 11 (VY) 11 (VZ) 11 (WA) 11 (WB) 11 (WC) 11 (WD) 11 (WE) 11 (WF) 11 (WG) 11 (WH) 11 (WI) 11 (WJ) 11 (WK) 11 (WL) 11 (WM) 11 (WN) 11 (WO) 11 (WP) 11 (WQ) 11 (WR) 11 (WS) 11 (WT) 11 (WU) 11 (WV) 11 (WW) 11 (WX) 11 (WY) 11 (WZ) 11 (XA) 11 (XB) 11 (XC) 11 (XD) 11 (XE) 11 (XF) 11 (XG) 11 (XH) 11 (XI) 11 (XJ) 11 (XK) 11 (XL) 11 (XM) 11 (XN) 11 (XO) 11 (XP) 11 (XQ) 11 (XR) 11 (XS) 11 (XT) 11 (XU) 11 (XV) 11 (XW) 11 (XX) 11 (XY) 11 (XZ) 11 (YA) 11 (YB) 11 (YC) 11 (YD) 11 (YE) 11 (YF) 11 (YG) 11 (YH) 11 (YI) 11 (YJ) 11 (YK) 11 (YL) 11 (YM) 11 (YN) 11 (YO) 11 (YP) 11 (YQ) 11 (YR) 11 (YS) 11 (YT) 11 (YU) 11 (YV) 11 (YW) 11 (YX) 11 (YY) 11 (YZ) 11 (ZA) 11 (ZB) 11 (ZC) 11 (ZD) 11 (ZE) 11 (ZF) 11 (ZG) 11 (ZH) 11 (ZI) 11 (ZJ) 11 (ZK) 11 (ZL) 11 (ZM) 11 (ZN) 11 (ZO) 11 (ZP) 11 (ZQ) 11 (ZR) 11 (ZS) 11 (ZT) 11 (ZU) 11 (ZV) 11 (ZW) 11 (ZX) 11 (ZY) 11 (ZZ)

DATE 22. MAR 1964
 DRAWN ASH

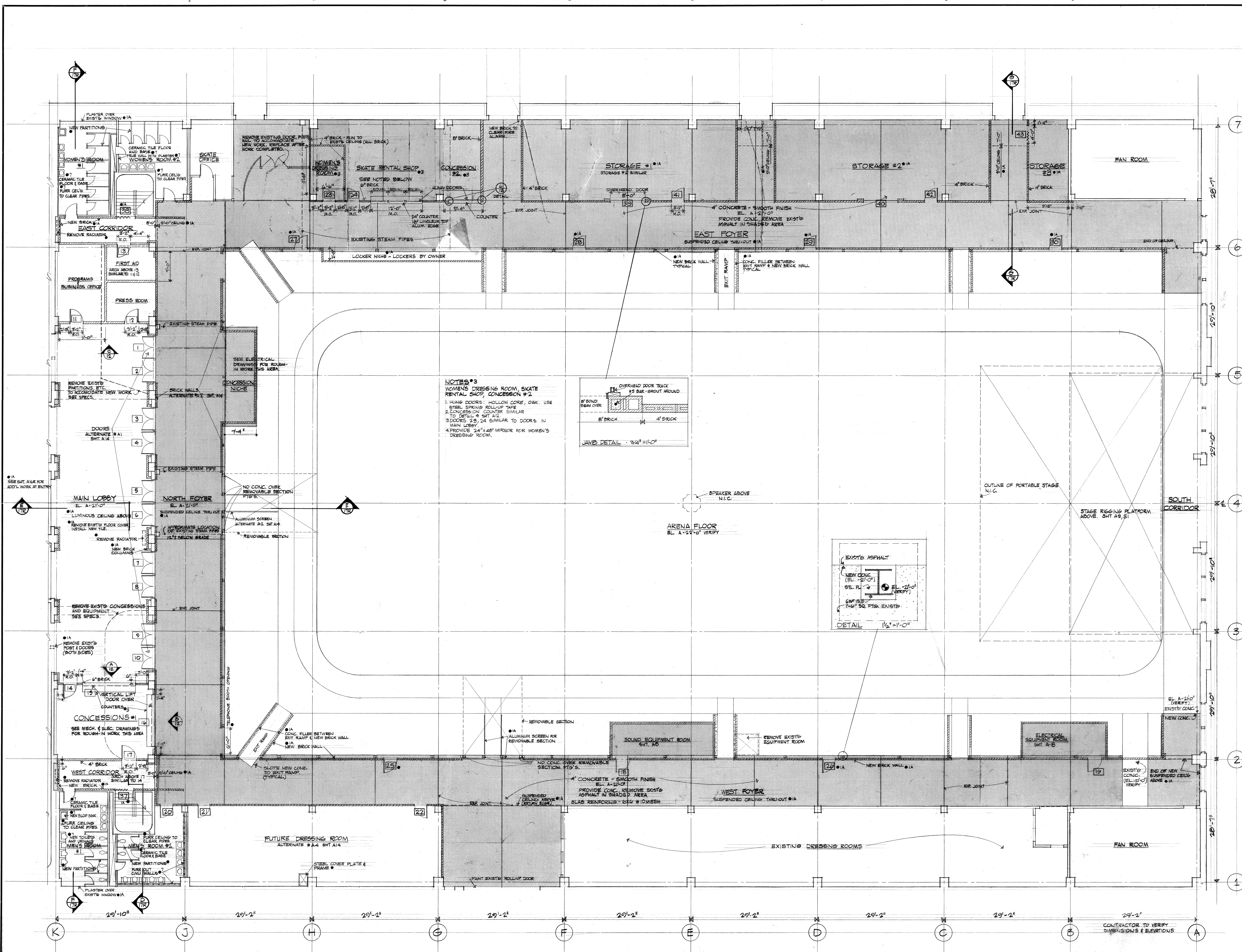
DATE 22. MAR 1964
 DRAWN ASH

DRAWING
MAIN FLOOR PLAN

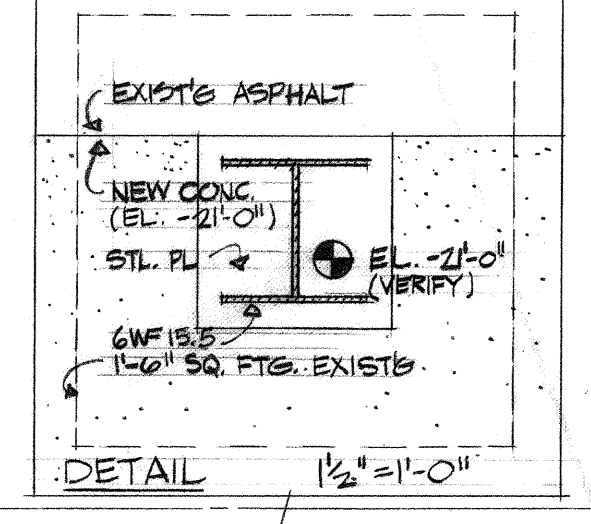
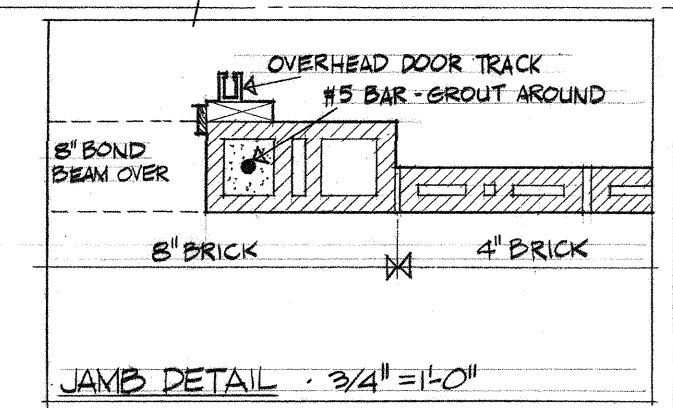
ALTERATIONS FOR
SEATTLE CENTER ARENA
 AT THE CIVIC CENTER FOR CITY OF SEATTLE

SHEET
A2
 OF
14
 FOR
6583


43-175
 5.061



NOTES #3
 WOMEN'S DRESSING ROOM, SKATE RENTAL SHOP, CONCESSION #2
 1. HUNG DOORS: HOLLOW CORE, OAK. USE STEEL SPRINGS ROLL-UP TAPE
 2. CONCESSION COUNTER SIMILAR TO DETAIL # SHT A2
 3. DOORS 23, 24 SIMILAR TO DOORS IN MAIN LOBBY
 4. PROVIDE 24" x 48" MIRROR FOR WOMEN'S DRESSING ROOM.




MAIN FLOOR PLAN
 SCALE: 1/8" = 1'-0"



5.061
 A2 OF 14
 MAIN FLOOR PLAN
 9/18/64

14.136 Mercer Arena
 A2-17 Alls-Arch
 Main Floor Plan



ARCHITECTS
PRITECA & CHIARELLI, A.I.A.
 1717 EAST PINE STREET
 SEATTLE 98122 EA 3-2000

ENGINEERS
 MECHANICAL
RICHARD M. STERN
 ELECTRICAL
BEVERLY A. TRAVIS & ASSOC.

APPROVED BY
 SUPERINTENDENT OF BUILDINGS
 CHAIRMAN-BOARD OF PUBLIC WORKS
 SECRETARY-BOARD OF PUBLIC WORKS

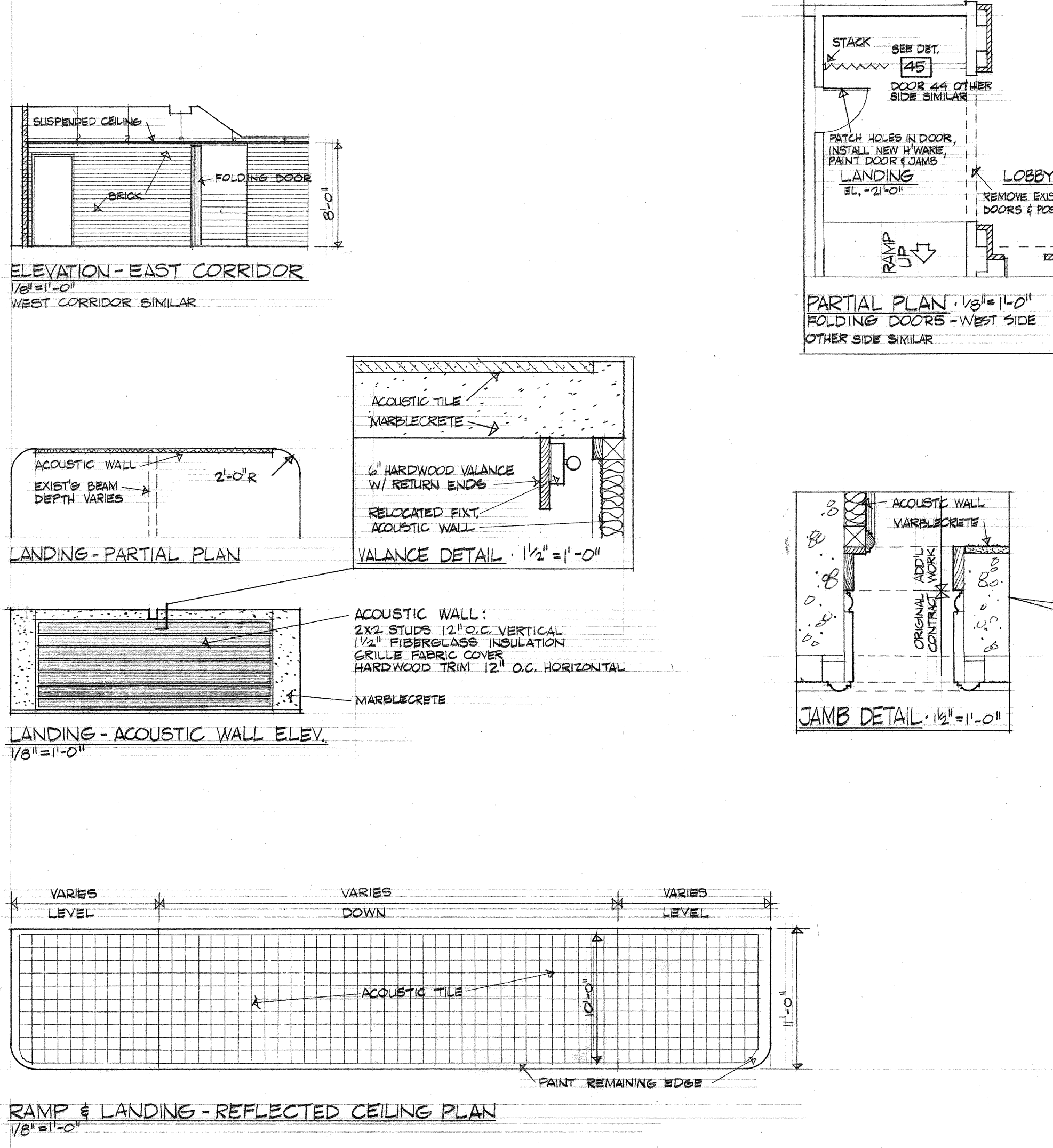
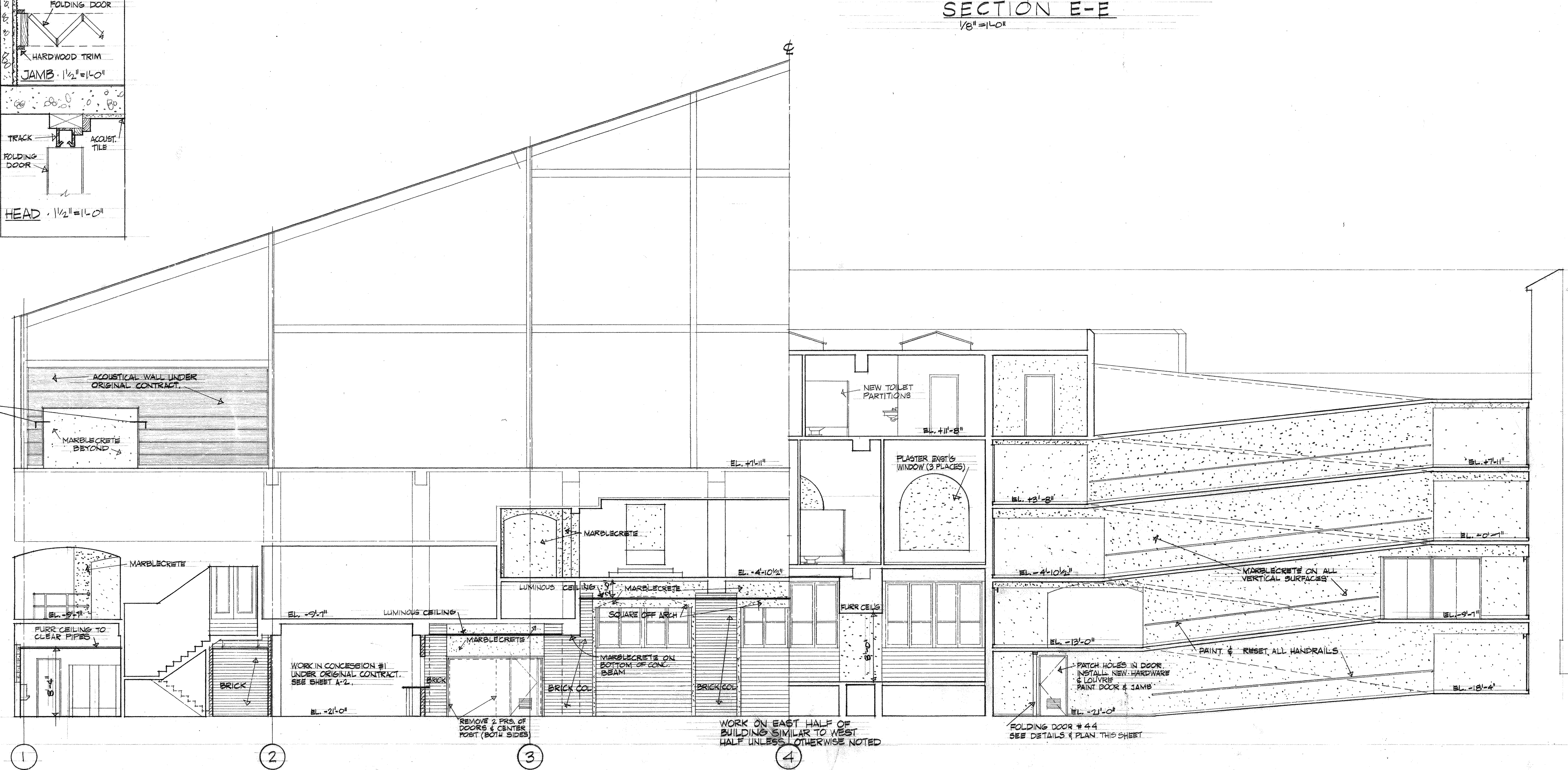
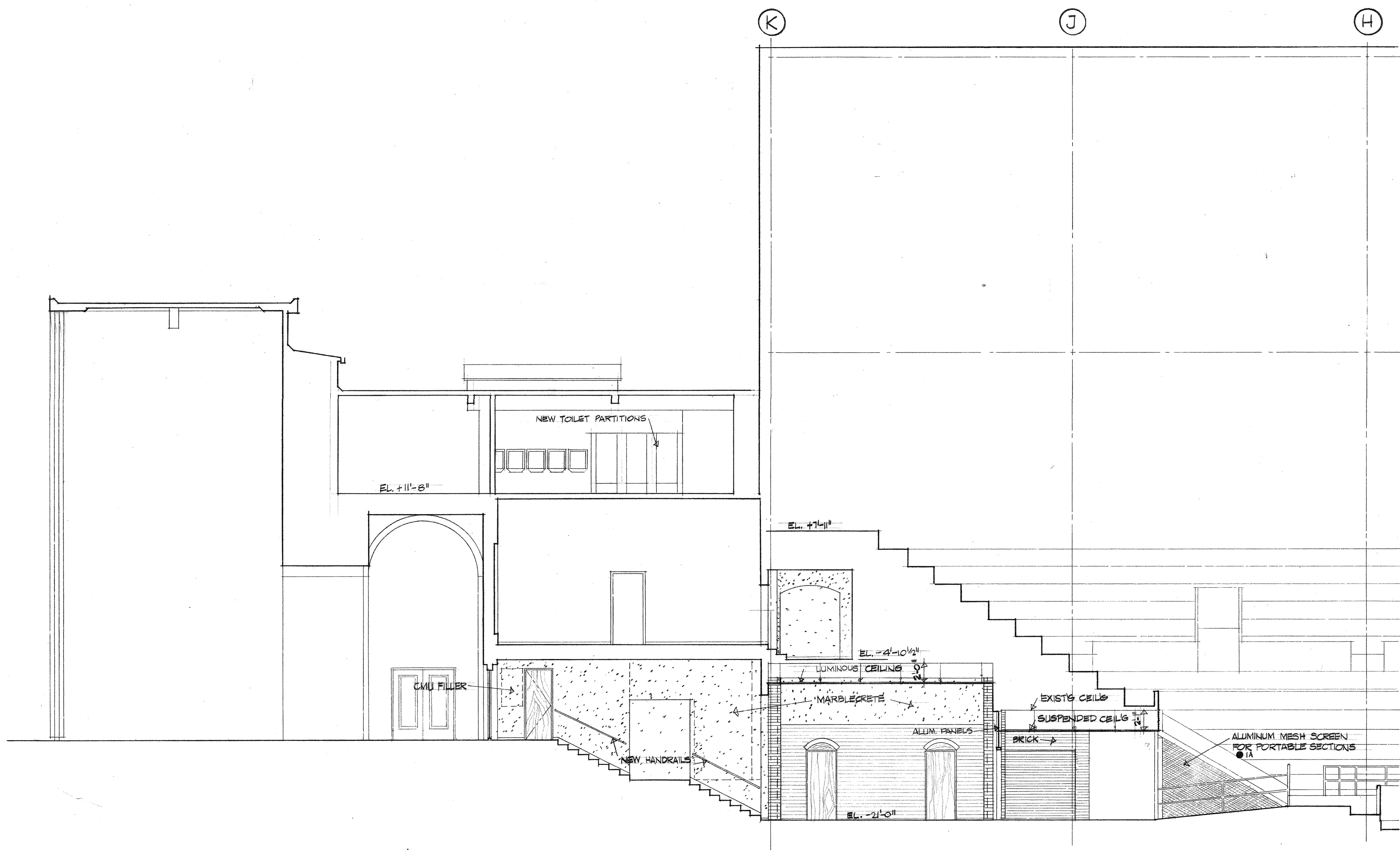
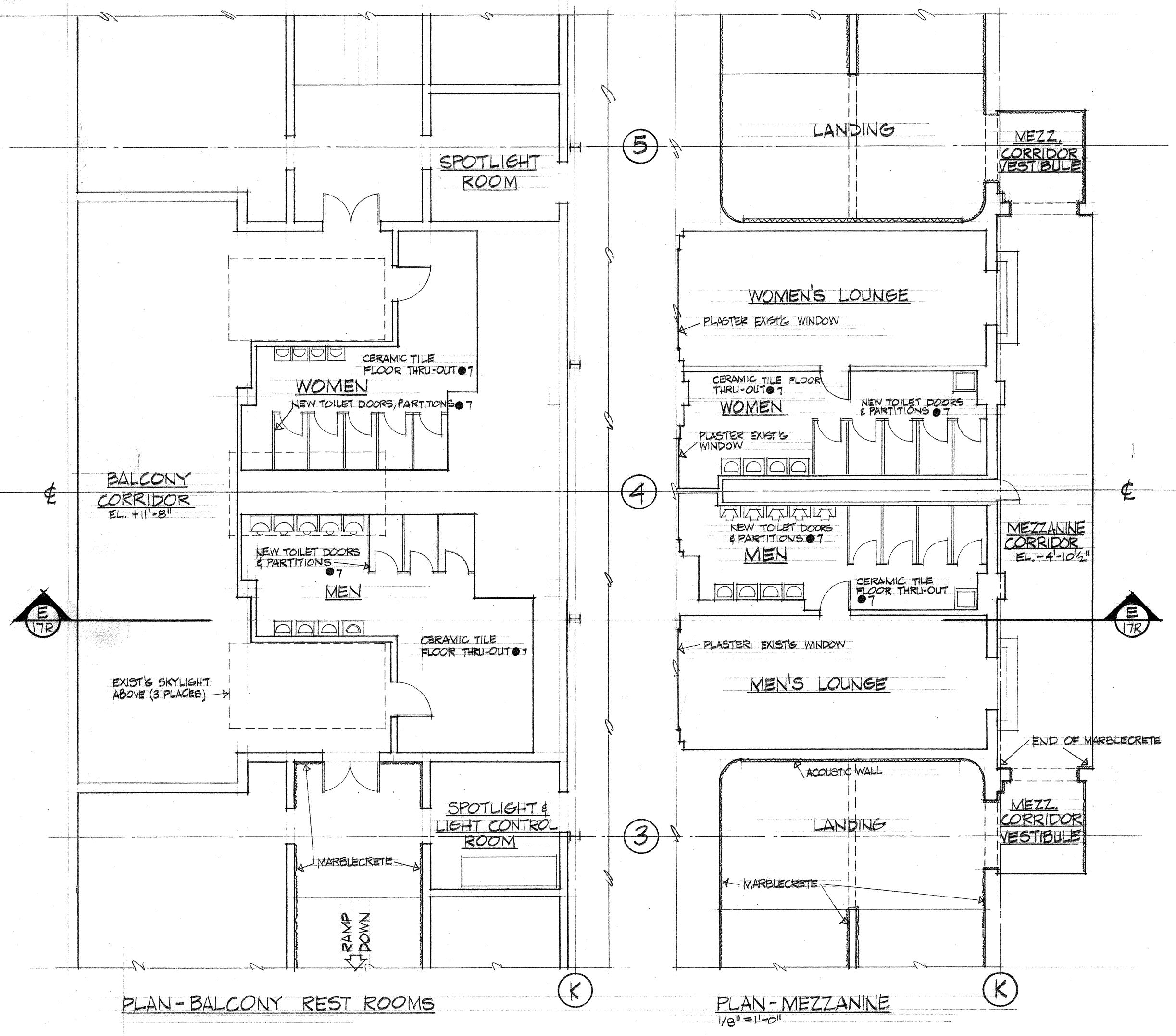
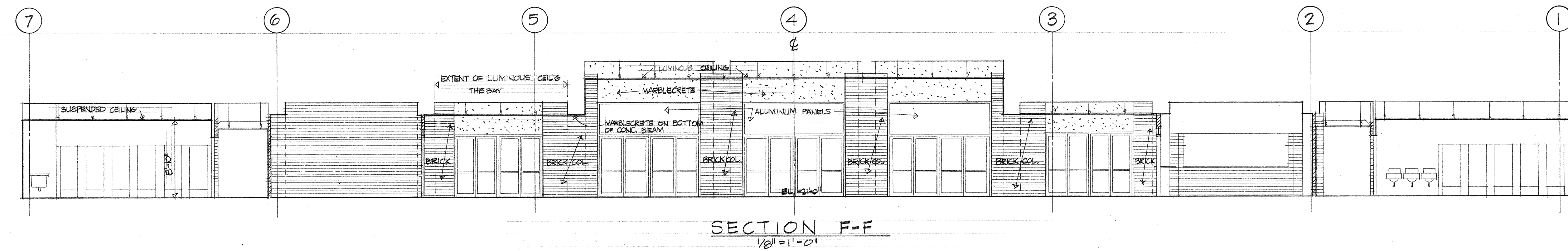
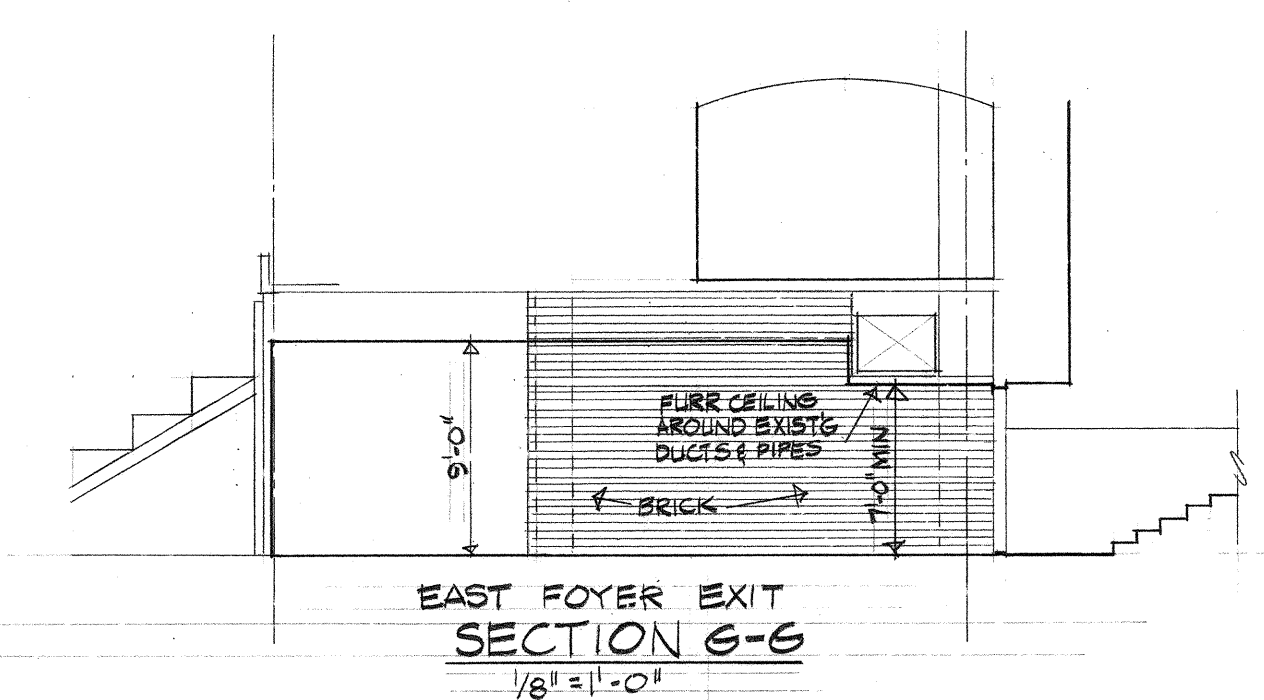
DATE
 REVISIONS

DATE 21 SEPT 1984
 DRAWN JAV

DRAWING
LOBBY, RAMPS, REST ROOMS
SECTIONS & DETAILS
 NOTE: ALL WORK SHOWN ON THIS DRAWING IS SUBJECT TO THE CITY OF SEATTLE'S DESIGN REVIEW PROCESS. CORRECTED TO AS BUILT.

ALTERATIONS FOR
SEATTLE CENTER ARENA
 AT THE CIVIC CENTER FOR CITY OF SEATTLE

SHEET
A17R
 OF
 6353

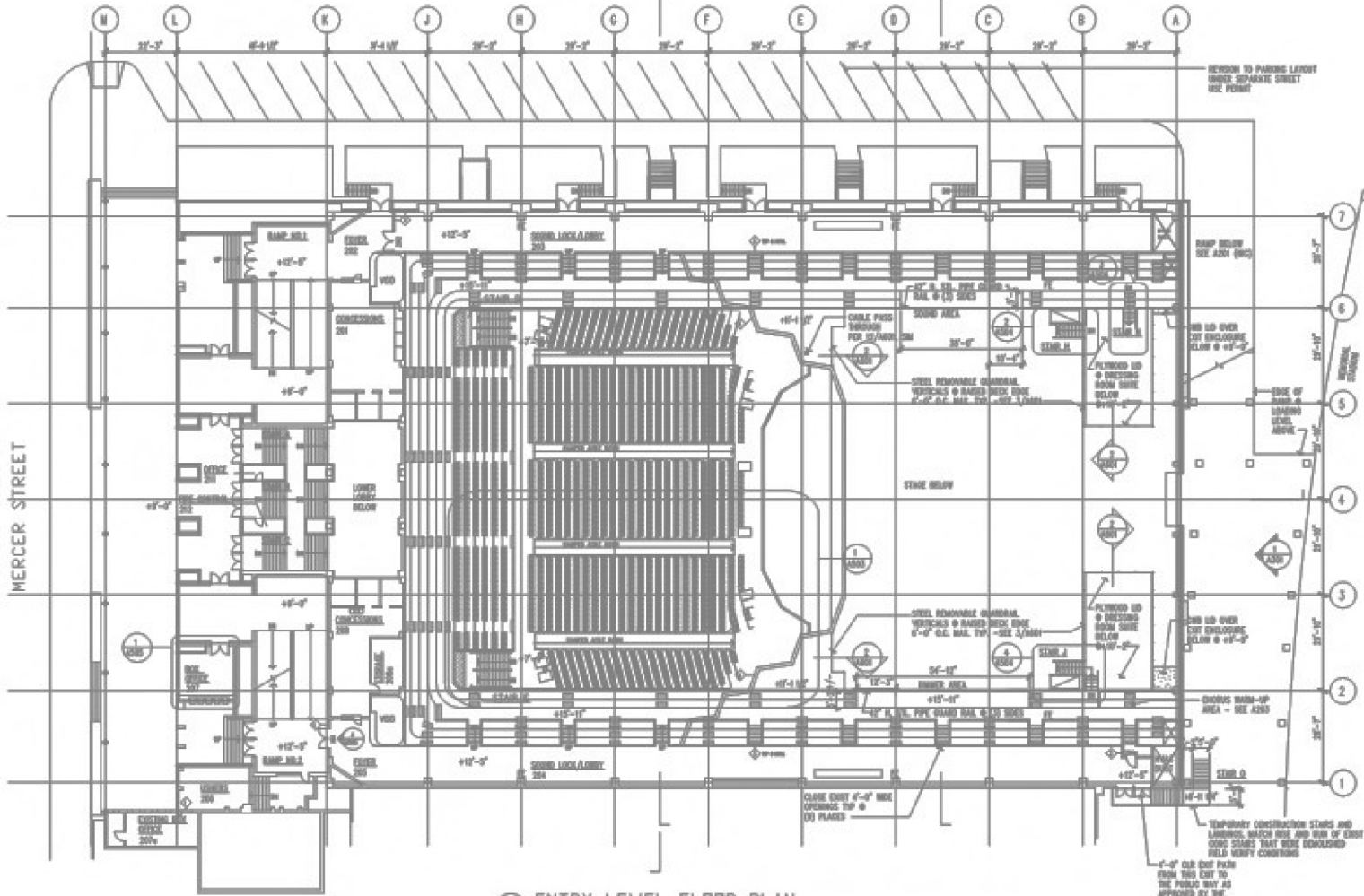


5.076
 A17R
 ARENA
 LOBBY, RAMPS, RESTROOMS
 SECTIONS & DETAILS

14.152 Mercer Arena
 A17R-17 Alts Arch
 Lobby, Ramps, Rest Rooms,
 Section & Detail

43-190
 5.076

FOURTH AVENUE NORTH

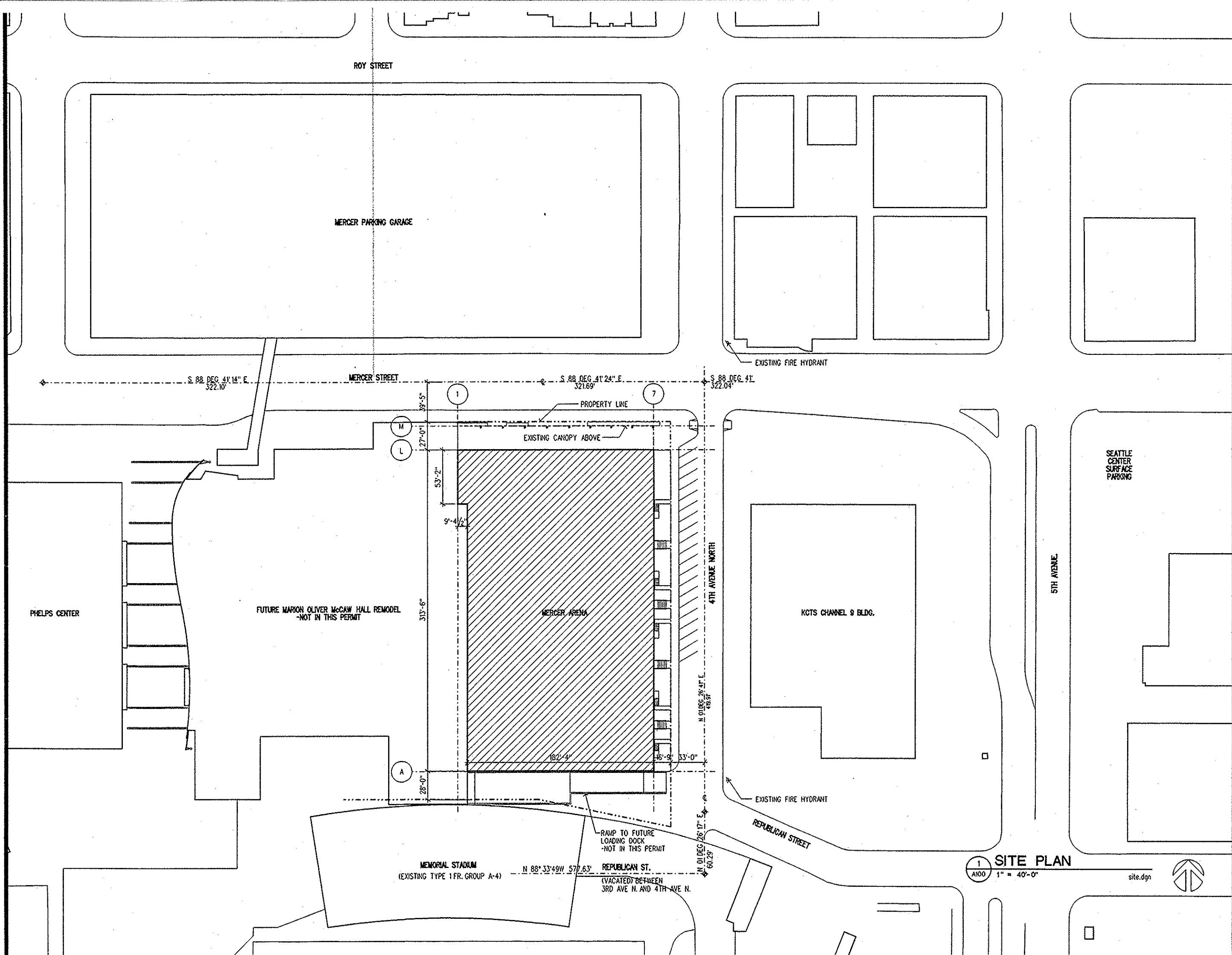


1 ENTRY LEVEL FLOOR PLAN

- GENERAL NOTES:
- ALL SCREENED LINES ARE EXISTING CONSTRUCTION TO REMAIN, UNSCREENED LINES ARE NEW CONSTRUCTION
 - SEE ELECTRICAL PLANS FOR CEST SHARING
 - EXISTING HORIZONTAL CEILING TO REMAIN IN PLACE SHOWN SCREENED, NEW ALUMINUM CEILING TO BE ADDED FLOOR ARE RELOCATED SEATS FROM THE EXISTING OPERA HOUSE. SEATING LAYOUT TO BE VERIFIED WITH SEATING CONTRACTOR.
 - ALL FIRE EXTINGUISHERS (IF) TO BE SURFACE BRACKET MOUNTED 54" AFF
 - ALL DIMENSIONS ARE TO FACE OF FINISH, UNLESS NOTED OTHERWISE

ENTRY LEVEL FLOOR PLAN

**MERCER ARENA
TEMPORARY
VENUE**



**CONSTRUCTION
DOCUMENTS**



REVISIONS

NO.	DATE	BY	DESCRIPTION

TITLE
SITE PLAN

1 SITE PLAN
A100 1" = 40'-0"
site.dgn

DESIGNED

DRAWN	TC CZ CB
CHECKED	
DATE	9 APRIL 2001
CADD FILE	I:\projects\motv\cadd\
JOB NUMBER	00022.01